

Citizen Satisfaction Survey

2024



Municipality of Neebing
4766 Highway 61, Neebing, ON
Tel: 807-474-5331
Fax: 807-474-5332



Table of Contents

- Introduction: 4
- Section 1: Multiple Choice Question Graphs 5
 - Figure 1: Do you live in the Municipality of Neebing? 5
 - Figure 2: What ward do you live in? 5
 - Figure 3: Is your home owned by a member of this household? 6
 - Figure 4: How many children <18 live in your household? 6
 - Figure 5: What is the total number of people that live in your household? 7
 - Figure 6: How would you rate the overall quality of life in Neebing? 7
 - Figure 7: How likely are you to recommend Neebing as a place to live? 8
 - Figure 8: How likely are you to be living in Neebing 5 years from now? 8
 - Figure 9: How would you rank the availability of affordable housing in Neebing? 9
 - Figure 10: How would you rate your sense of belonging in Neebing? 9
 - Figure 11: How would you rate the acceptance of residents of all backgrounds in Neebing? 10
 - Figure 12: How would you rate the overall safety in Neebing? 10
 - Figure 13: How would you rate the ability for residents to give input to Council and Administration? 11
 - Figure 14: How satisfied are you in the decision making of Council and Administration? 11
 - Figure 15: How would you rate the overall quality of public services provided by Neebing? 12
 - Figure 16: How would you rate the overall maintenance of municipal roads? 12
 - Figure 17: How would you rate the overall quality of parks and recreational amenities in Neebing? 13
 - Figure 18: How would you rate the overall quality waste and recycling services in Neebing? 13
 - Figure 19: How would you rate the availability of various arts and cultural events in Neebing? 14
 - Figure 20: How would you rate the availability of information about Neebing hosted events? 14
 - Figure 21: How old are you? 15
 - Figure 22: What is your main activity? 15
 - Figure 23: Do you work in Neebing? 16
 - Figure 24: What ward do you work in? 16

Figure 25: What is your ethnicity?	17
Figure 26: Written answers for “other” to “what is your ethnicity”	17
Figure 27: What is the highest education certificate you have completed?	18
Figure 28: Which category best represents your household’s total income over the past year?.....	19
Figure 29: Were you born in Canada?.....	19
Figure 30: How many years have you lived in Neebing?	20
Section 2: Comment Section Graphs	21
Figure 31: Development.....	21
Figure 32: Roads.....	21
Figure 33: Taxes.....	22
Figure 34: Events	22
Figure 35: By-law and Enforcement	23
Figure 36: Waste Management.....	23
Section 3: Positives of Living in Neebing.....	24
Figure 37: Blake	24
Figure 38: Scoble.....	25
Figure 39: Crooks	25
Figure 40: Pearson.....	26
Figure 41: Pardee	26
Figure 42: Why Residents Moved to Neebing.....	27
Section 4: Issues for Council to Focus On and What Needs Improvement	28
Figure 43: Development.....	28
Figure 44: Roads.....	33
Figure 45: Taxes.....	36
Figure 46: Events	38
Figure 47: By-law and Enforcement	40
Figure 48: Waste Management.....	42
Figure 49: Nature and Environment.....	44
Figure 50: Fire Department.....	45
Figure 51: Miscellaneous	46
Action Plan/What’s Next?	50
Communication.....	50

Property Taxes.....	50
Roads.....	51
By-law Enforcement	51
Community Development and Events	51

Introduction:

The Citizen Satisfaction Survey was available for residents to complete from January 10, 2024 to April 1, 2024. The results of the survey are intended to help Council monitor and understand local priorities and concerns. This is the first citizen satisfaction survey issued by Neebing and will serve as the basis for comparison for future surveys.

A total of 182 participants living in Neebing completed the survey. This represents about 8.5% of the population.

The results have been compiled into this report which consists of four main sections.

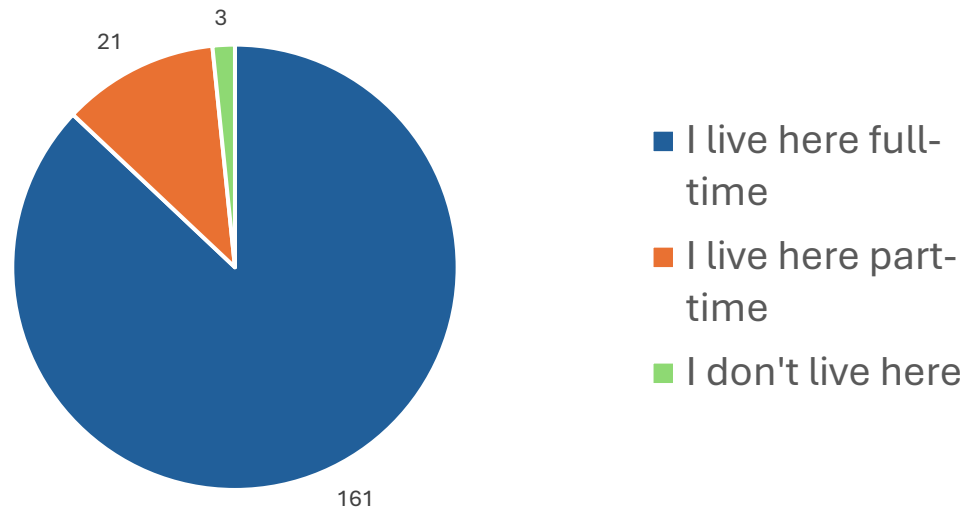
1. Graphical representation of the multiple-choice questions.
2. Graphical representation of the comments received.
3. What is good about Neebing
4. What should Council focus on or what needs improvement

The comments in sections three and four of this report have been grouped by category for ease of reference and analysis.

Section 1: Multiple Choice Question Graphs

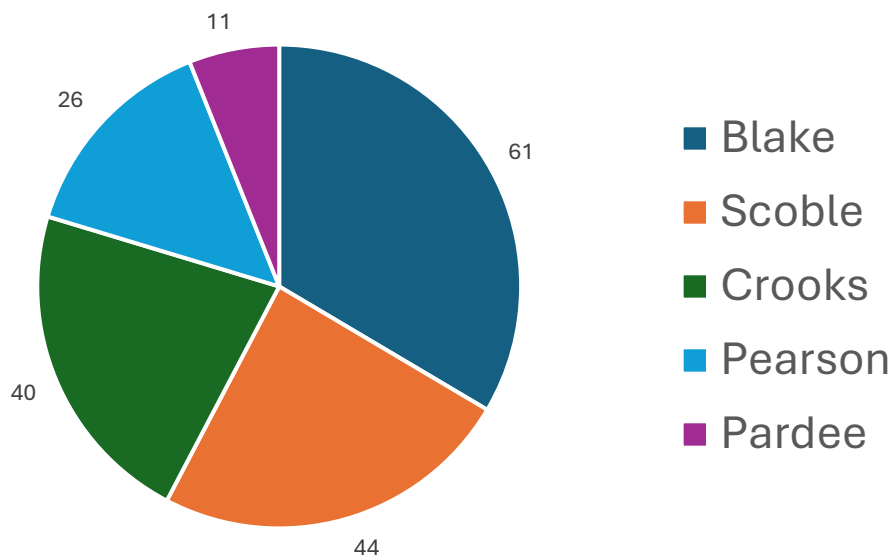
The graphs below show the answers to the multiple-choice questions. The question that was asked in the survey is the title heading for each graph. Each possible answer for the question is in the Legend for each graph.

Figure 1: Do you live in the Municipality of Neebing?



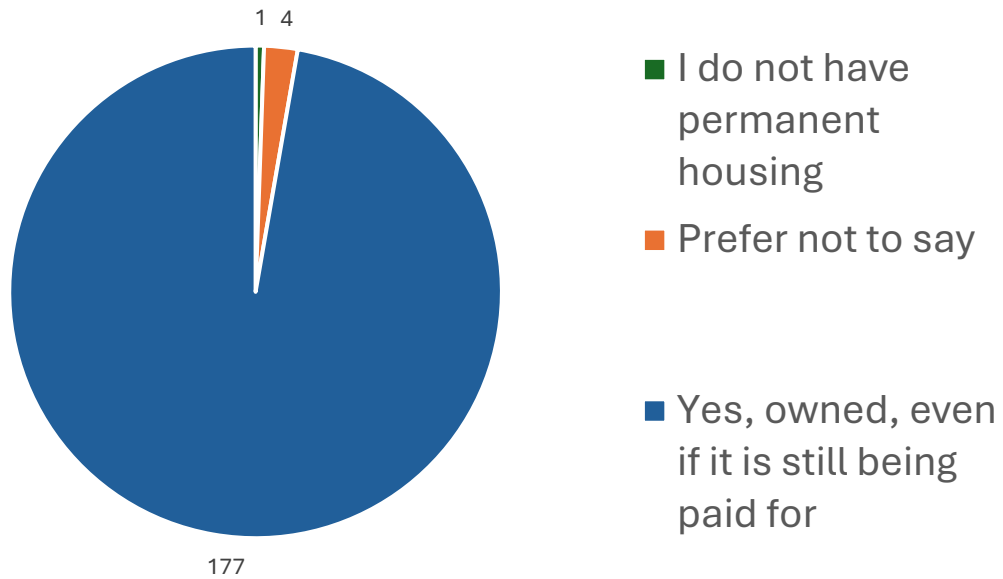
87% of the participants are full time Neebing residents, 11.4% were part time residents, and 1.6% did not live in Neebing.

Figure 2: What ward do you live in?



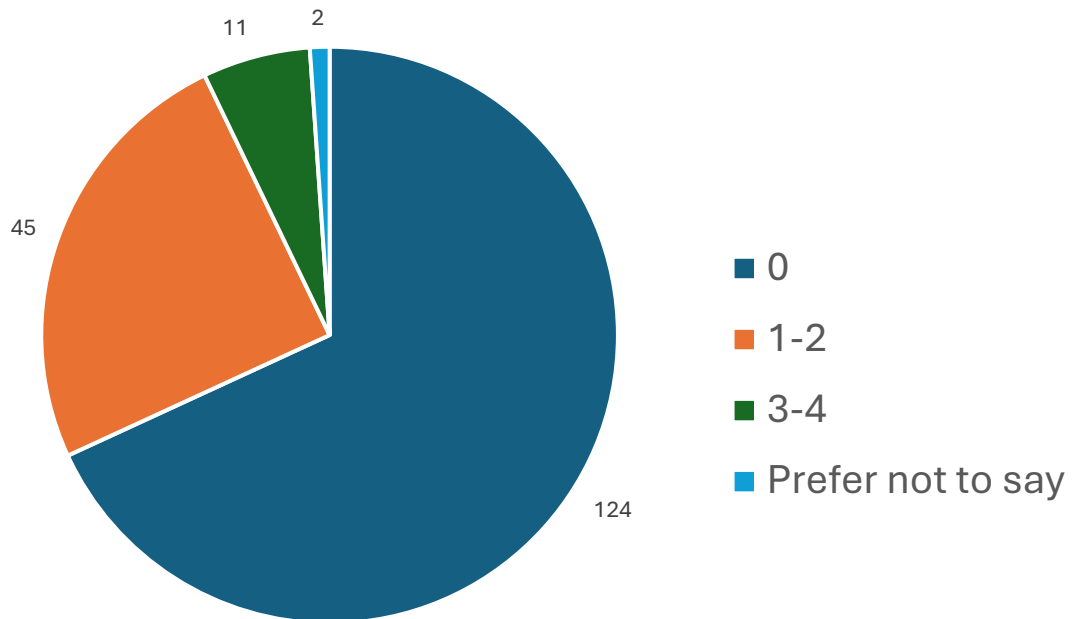
Participants answered that 33.5% live in Blake, 24.2% live in Scoble, 22% live in Crooks, 14.3% live in Pearson, and 6% live in Pardee.

Figure 3: Is your home owned by a member of this household?



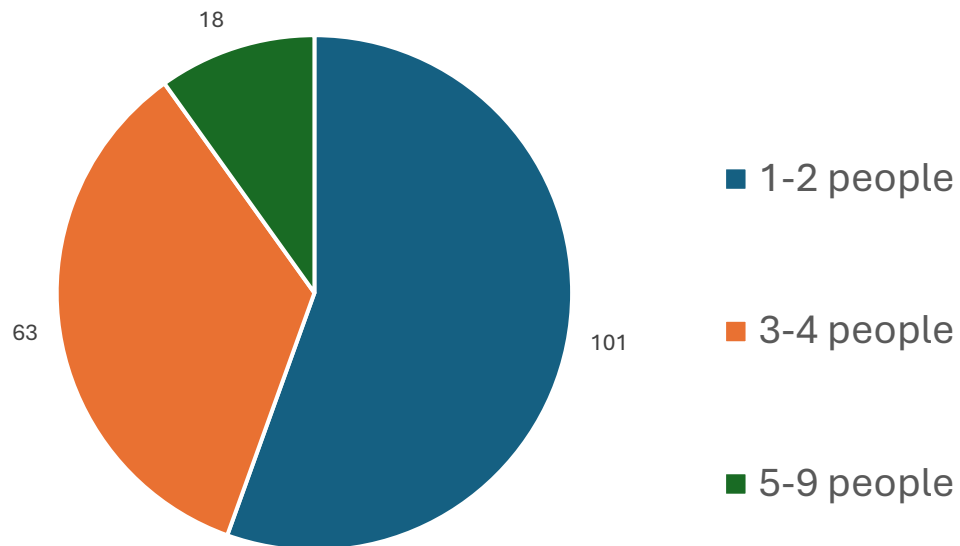
97.3% of participants own their home even if it's still being paid for, 2.2% preferred not to say, and 0.5% stated they did not have permanent housing in Neebing.

Figure 4: How many children <18 live in your household?



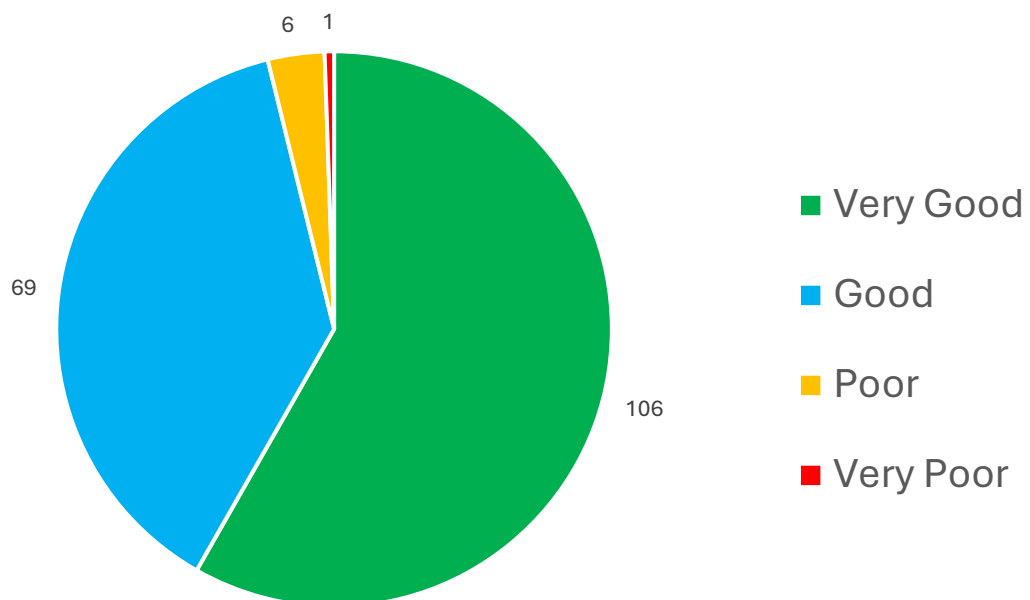
68.1% of the participants do not have children under the age of 18. 24.7% of the participants have 1-2 children under the age of 18, 6.1% have 3-4 children under the age of 18, while 1.1% preferred not to say.

Figure 5: What is the total number of people that live in your household?



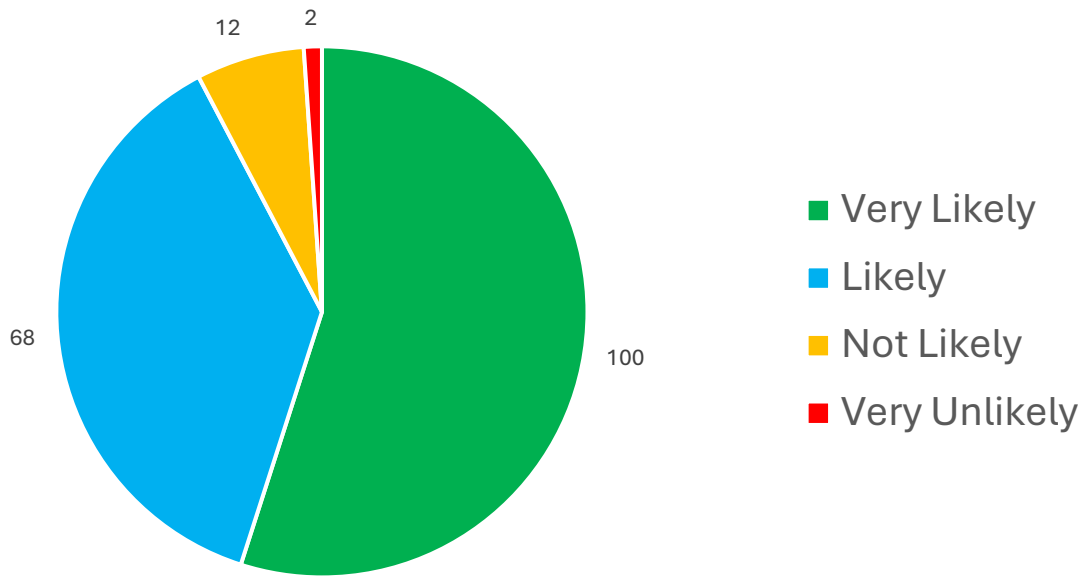
55.5% the participants have 1-2 people per household, 34.6% of the participants have 3-4 people per household, and 9.9% of the participants have 5-9 people per household.

Figure 6: How would you rate the overall quality of life in Neebing?



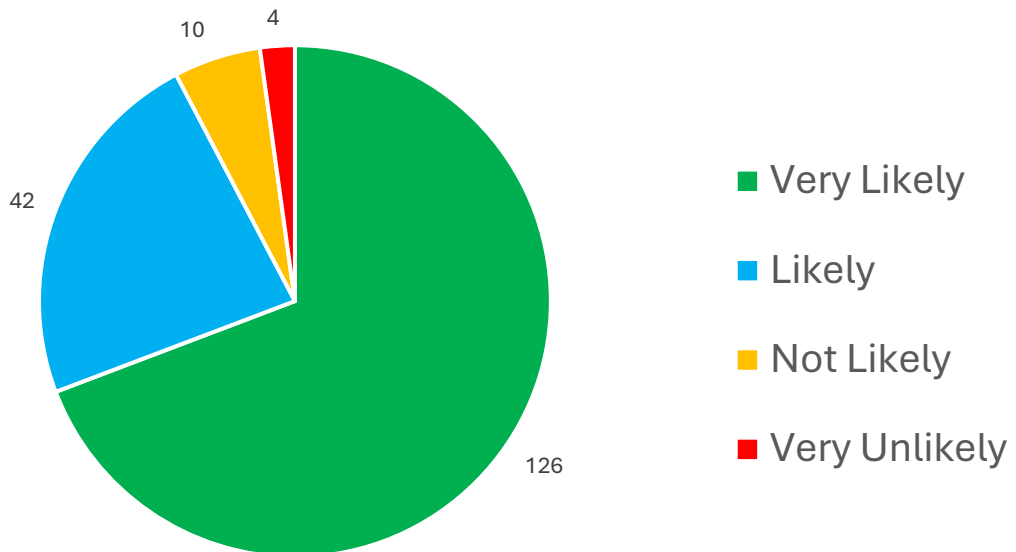
58.2% of participants stated they were very good with the quality of life in Neebing, 37.9% were good, 3.3% were poor, and 0.6% was very poor. Less than 4% of the survey participants rated the quality of life in Neebing as poor or lower.

Figure 7: How likely are you to recommend Neebing as a place to live?



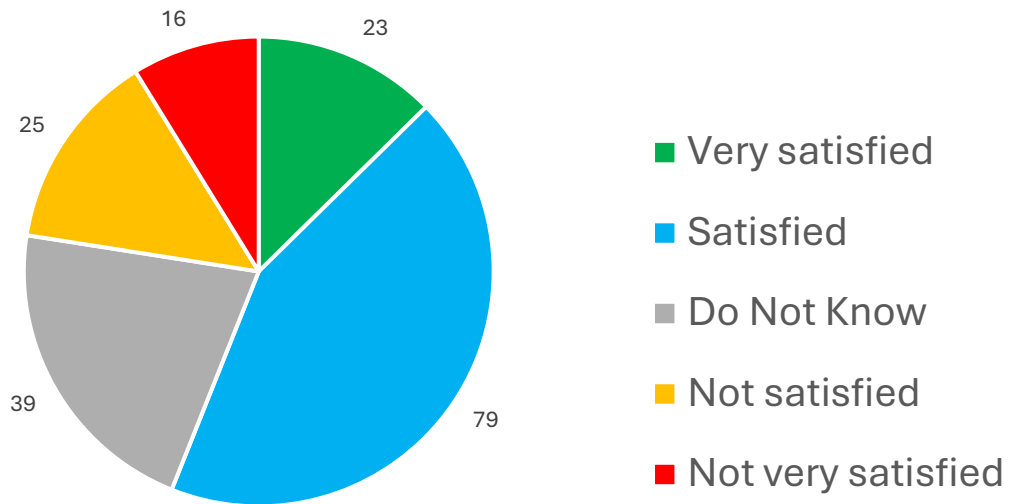
54.9% of participants were very likely, 37.4% were likely, 6.6% were not likely, and 1.1% were very unlikely to recommend Neebing as a place to live. Less than 8% would not recommend Neebing as a place to live.

Figure 8: How likely are you to be living in Neebing 5 years from now?



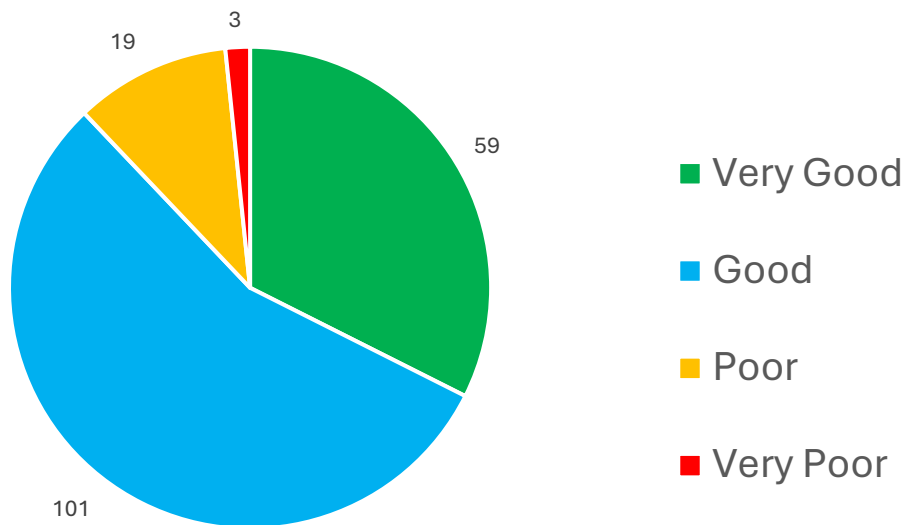
69.2% of participants were likely, 23.1% were likely, 5.5% were not likely, 2.2% were very unlikely to be living in Neebing 5 years from now. Less than 8% were not likely to be living in Neebing 5 years from now.

Figure 9: How would you rank the availability of affordable housing in Neebing?



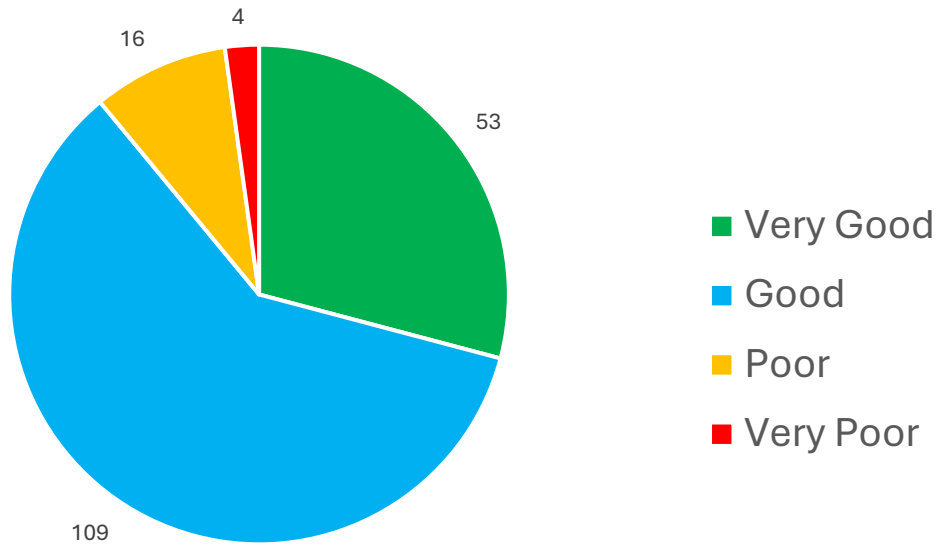
12.6% of participants were very stratified, and 43.4% were satisfied with the availability of affordable housing in Neebing. 21.4% did not know if Neebing has affordable housing. Approximately 22.6% of participants were not satisfied/ not very satisfied with the availability of affordable housing in Neebing.

Figure 10: How would you rate your sense of belonging in Neebing?



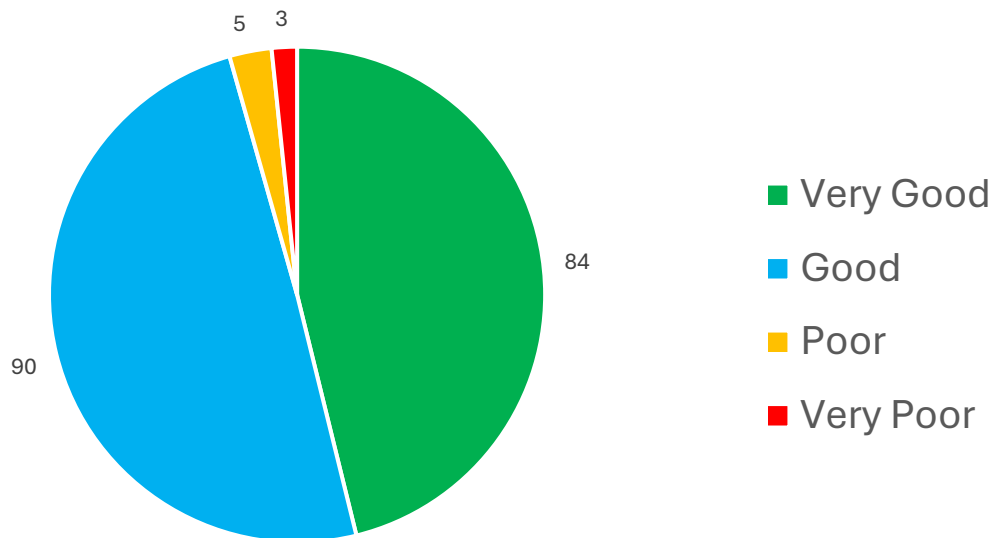
32.4% of participants rated they were very good, 55.5% rated good, 10.4% rated poor, and 1.7% rated very poor in their sense of belonging in Neebing. 12.1% of the participants rated their sense of belonging in Neebing as poor or lower.

Figure 11: How would you rate the acceptance of residents of all backgrounds in Neebing?



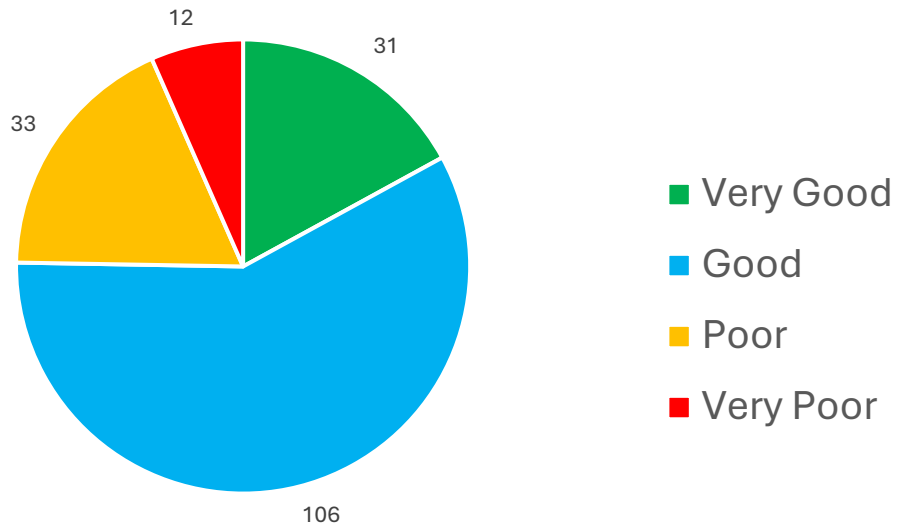
29.1% participants rated very good, 59.9% rated good, 8.8% rated poor, and 2.2% rated very poor for the acceptance of residents of all backgrounds in Neebing. 11% of the participants rated the acceptance of residents of all backgrounds in Neebing as poor or lower.

Figure 12: How would you rate the overall safety in Neebing?



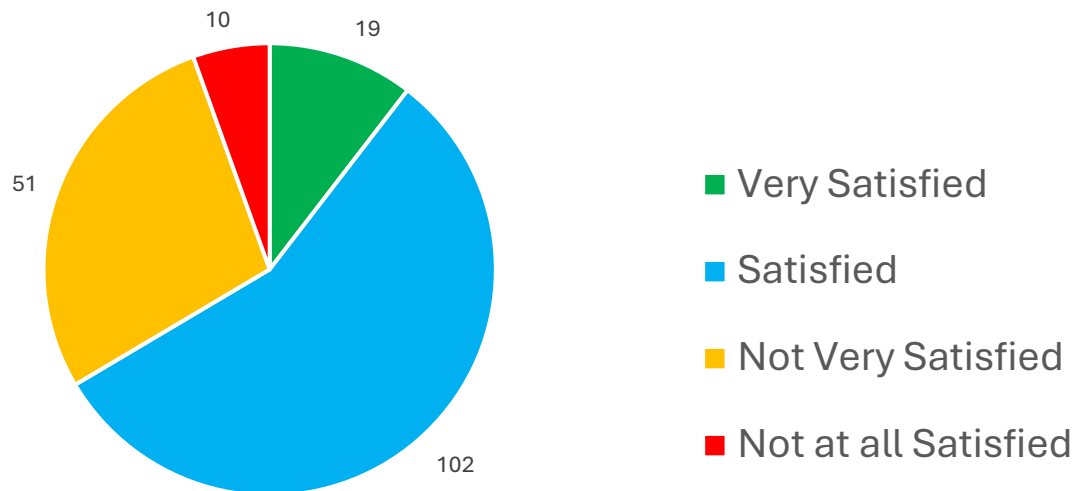
46.2% participants rated very good, 49.5% rated good, 2.7% rated poor, and 1.6% rated very poor for overall safety in Neebing. Less than 5% of the participants rated the overall safety in Neebing as poor or lower.

Figure 13: How would you rate the ability for residents to give input to Council and Administration?



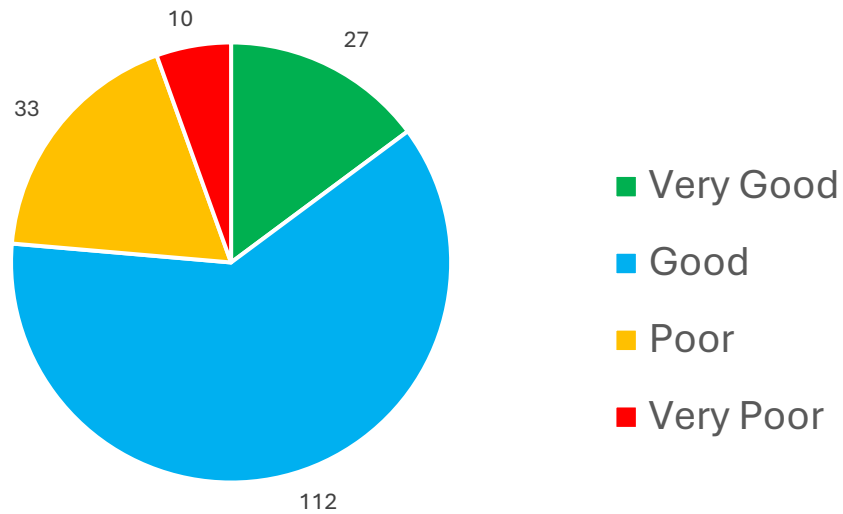
17% participants rated very good, 58.3% rated good, 18.1% rated poor, and 6.6% rated very poor for the ability of residents to give input to Council and Administration. Approximately 25% of participants rated the ability for residents to give input to Council and Administration as poor or lower.

Figure 14: How satisfied are you in the decision making of Council and Administration?



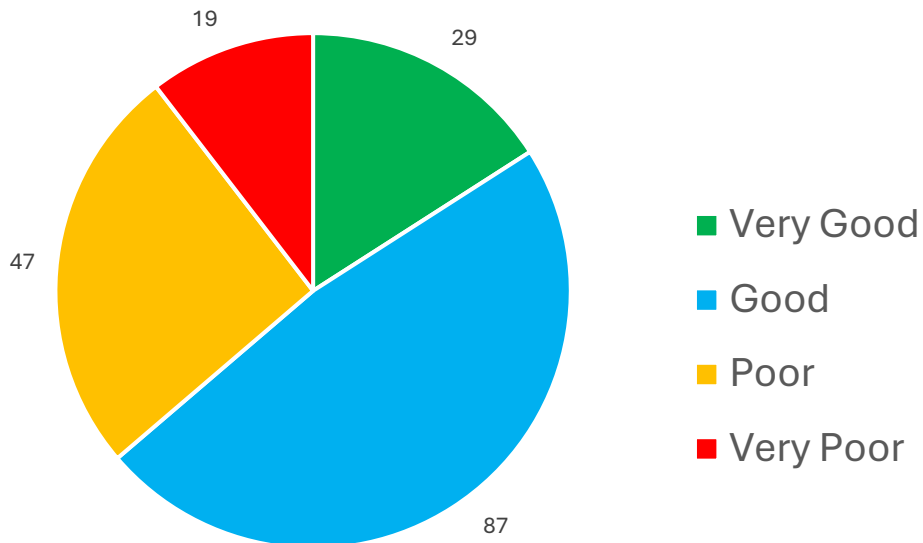
10.5% of participants were very satisfied, 56% were satisfied 28% were not very satisfied, and 5.5% were not at all satisfied with the decision making of Neebing’s Council and Administration. Approximately 34% of the participants were not satisfied with the decision making of Neebing’s Council and Administration.

Figure 15: How would you rate the overall quality of public services provided by Neebing?



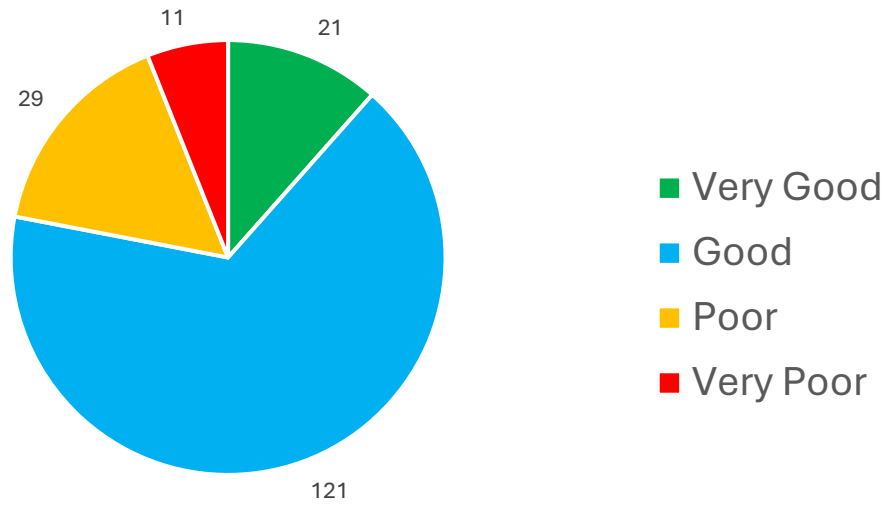
14.9% participants rated very good, 61.5% rated good, 18.1% rated poor, and 5.5% rated very poor with the overall quality of public services provided by Neebing. Approximately 24% of the survey respondents rated the overall quality of public services provided by Neebing as poor or lower.

Figure 16: How would you rate the overall maintenance of municipal roads?



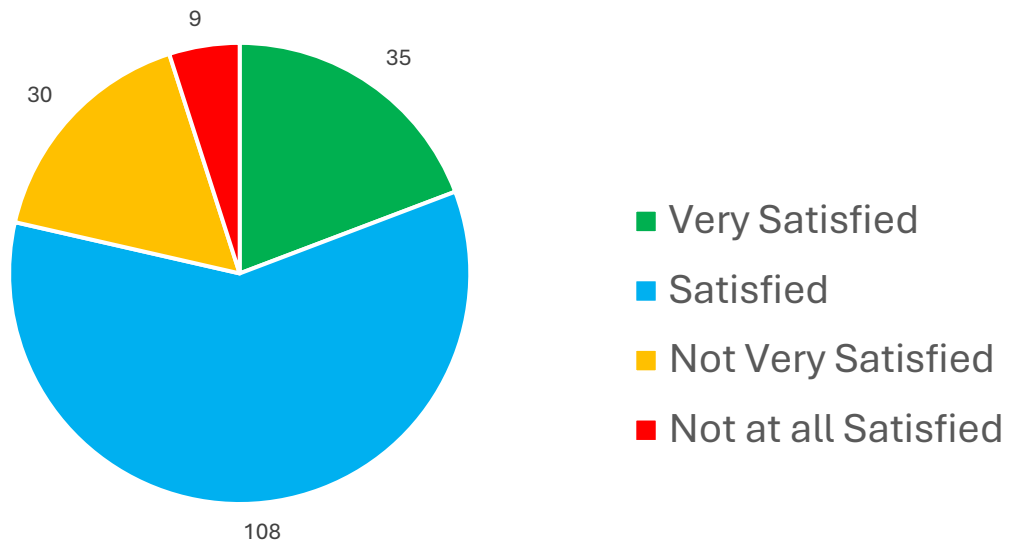
15.9% participants rated very good, 47.8% rated good, 25.8% rated poor, and 10.5% rated very poor for the overall maintenance of Neebing Municipal roads. Approximately 37% of the respondents rated the overall maintenance of Municipal roads poor or lower.

Figure 17: How would you rate the overall quality of parks and recreational amenities in Neebing?



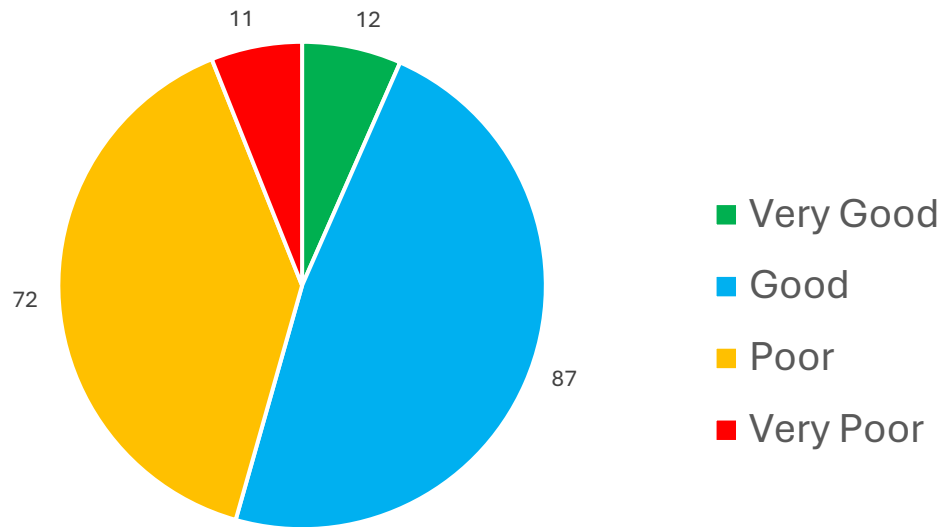
11.6% of survey respondents rated very good, 66.5% rated good, 15.9% rated poor, and 6% rated very poor for the overall quality of parks and recreational amenities in Neebing. Approximately 22% of the participants rated the overall quality of parks and recreations amenities in Neebing poor or lower.

Figure 18: How would you rate the overall quality waste and recycling services in Neebing?



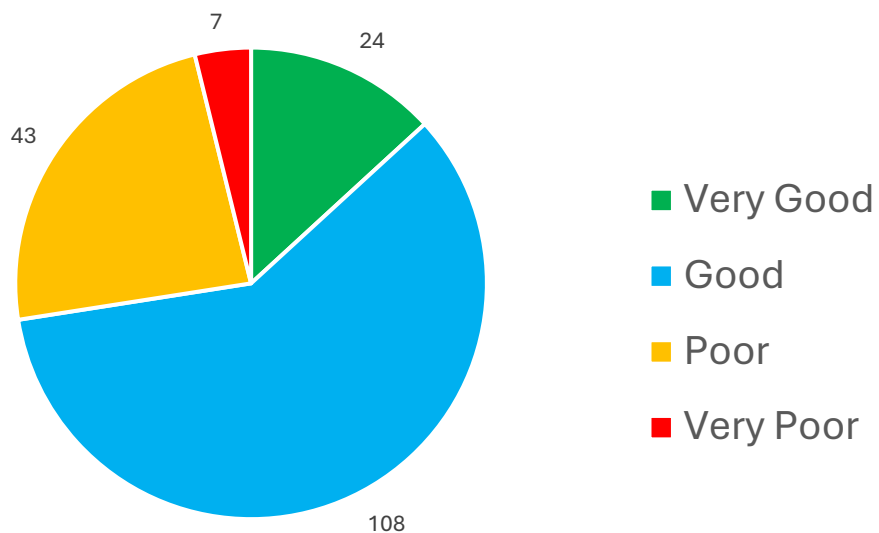
19.2% of participants were very satisfied, 59.3% were satisfied, 16.5% were not very satisfied, and 5% were not at all satisfied with the quality of waste and recycling services in Neebing. Approximately 22% of the survey respondents rated the overall quality of waste and recycling services poor or lower.

Figure 19: How would you rate the availability of various arts and cultural events in Neebing?



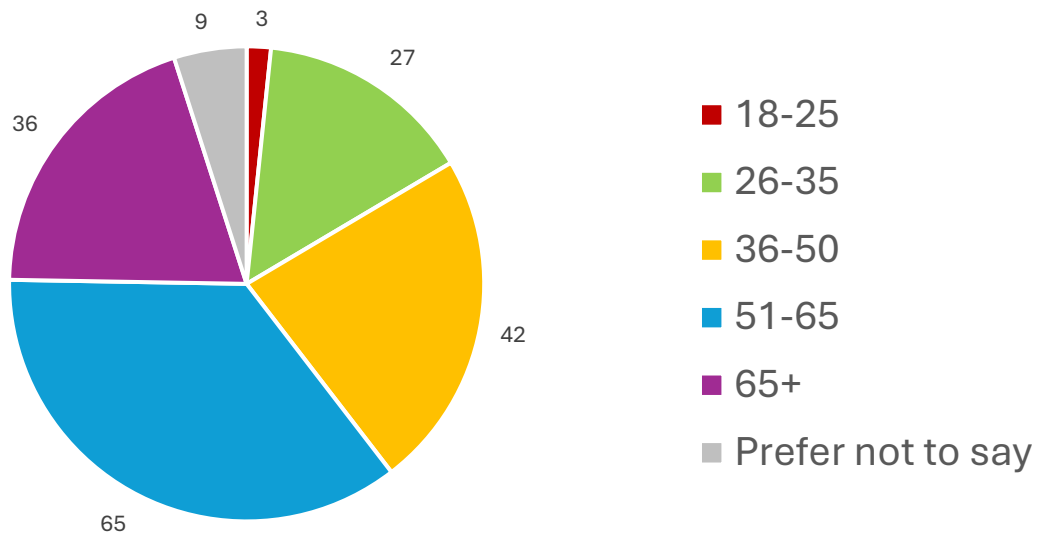
6.6% of participants rated very good, 47.8% rated good, 39.6% rated poor, and 6% rated very poor for the availability of various arts and cultural events in Neebing. Approximately 46% of the survey respondents rated the availability of various arts and cultural events as poor or lower.

Figure 20: How would you rate the availability of information about Neebing hosted events?



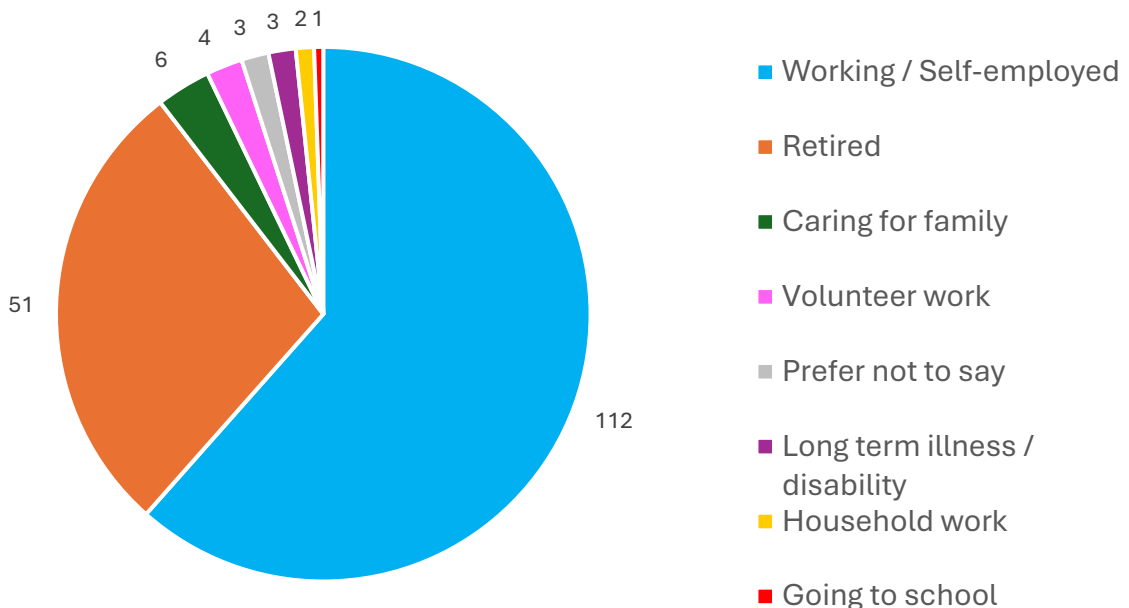
13.2% of participants rated very good, 59.3% rated good, 23.6% rated poor, and 3.9% rated very poor for the availability of information about Neebing hosted events. Approximately 28% of the survey respondents rated the availability of information about Neebing hosted events as poor or lower.

Figure 21: How old are you?



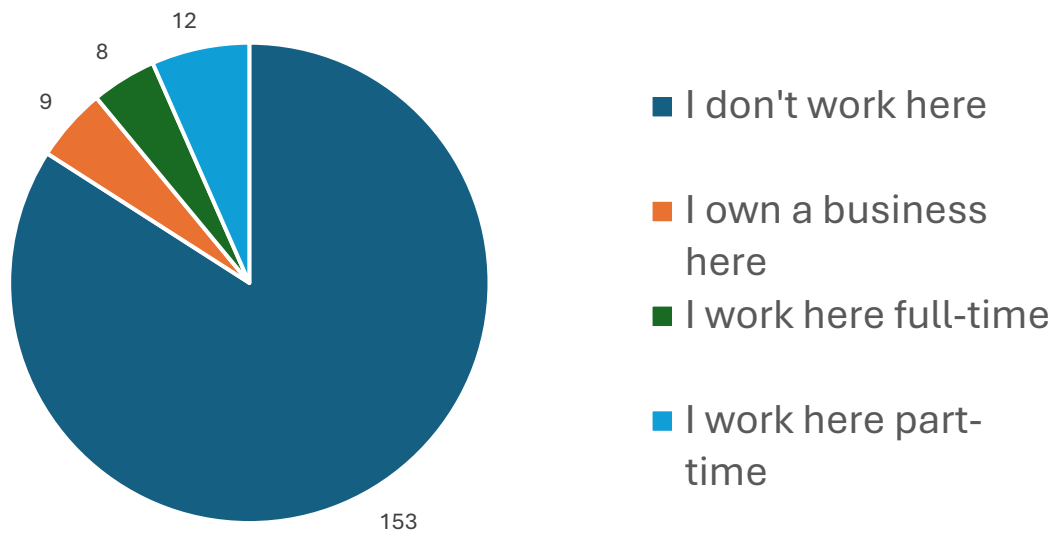
19.8% of the survey respondents age was over 65. 35.7% of the respondents were between age's 51 - 65. 23.1% of respondents were between age's 36 – 50. 14.8% of respondents were between age's 26 – 35. 1.7% of respondents were between age's 18 – 25. 4.9% of the participants preferred not to say their age.

Figure 22: What is your main activity?



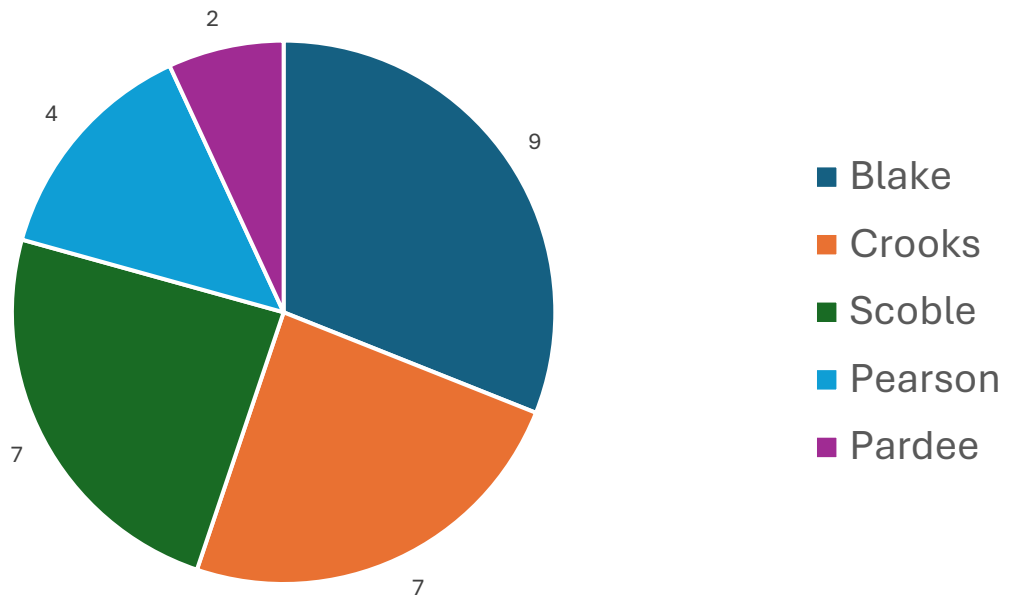
The respondents each have a main activity 61.5% are working/ self-employed, 28% are retired, 3.3% are caring for family, 2.2% are volunteering, 1.7% preferred not to say, 1.7% have a long-term illness/ disability, 1.1% do household work, and 0.5% were going to school.

Figure 23: Do you work in Neebing?



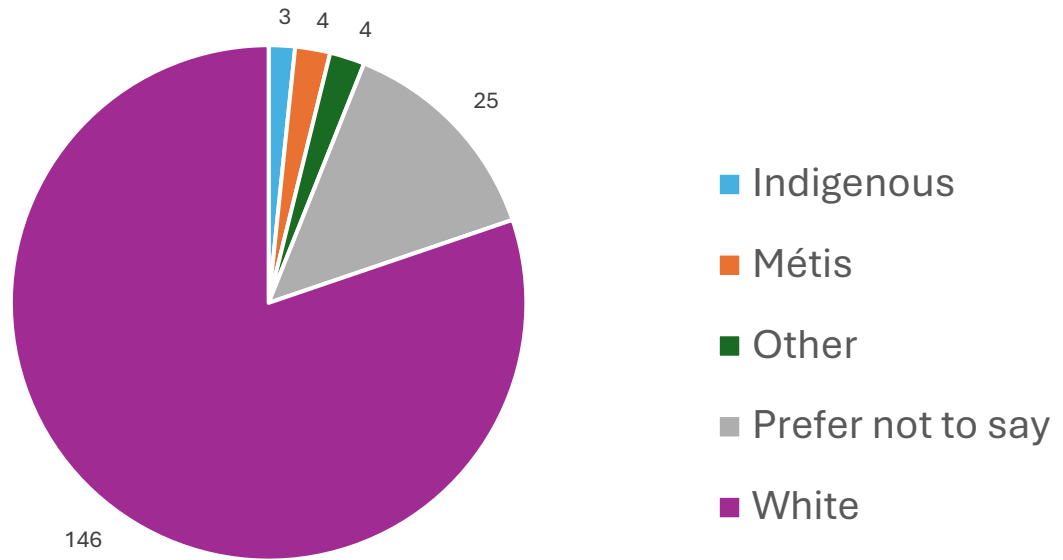
84.1% of the participants do not work in Neebing, 6.6% work in Neebing part-time, 4.9% own a business in Neebing, and 4.4% work in Neebing full-time.

Figure 24: What ward do you work in?



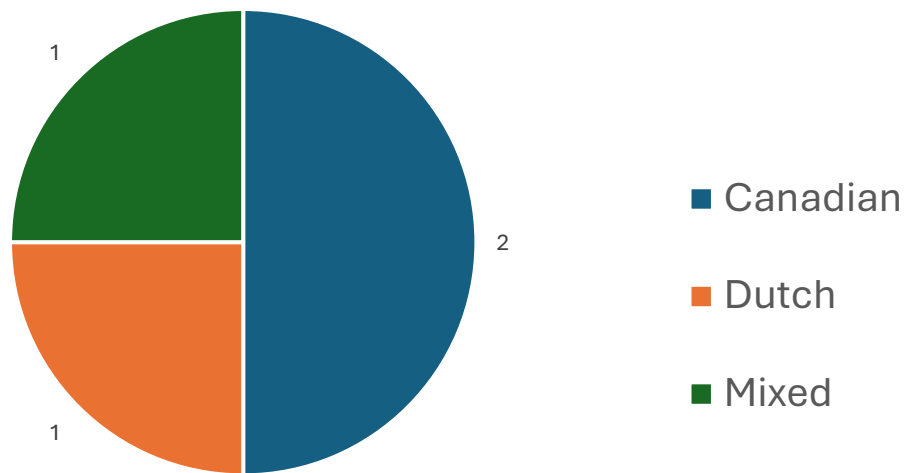
The 29 respondents that stated they work in Neebing answered which ward they work in. 31% work in Blake, 24.1% work in Crooks, 24.1% work in Scoble, 13.9% work in Pearson, and 6.9% work Pardee.

Figure 25: What is your ethnicity?



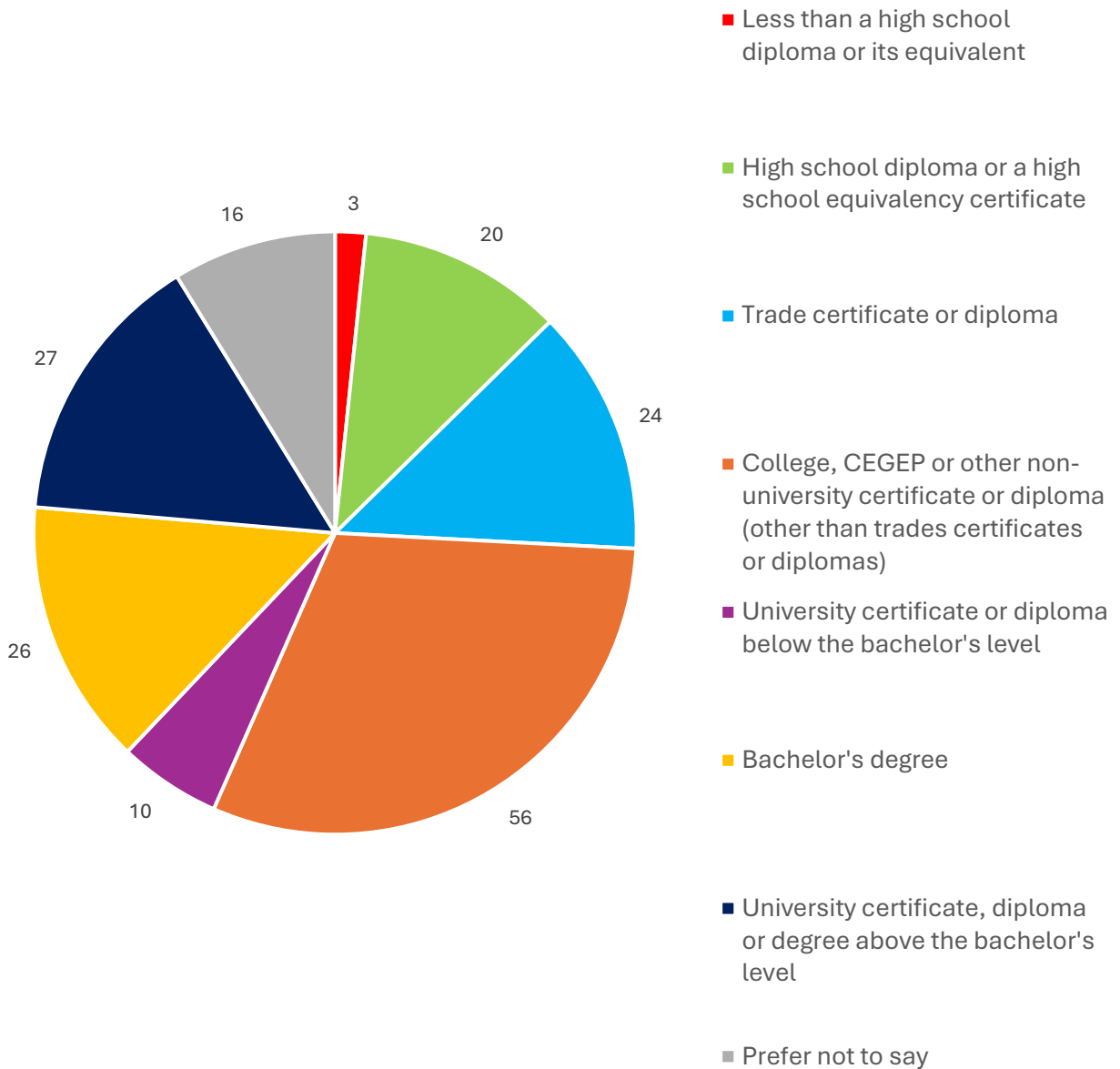
80.2% of the respondents stated white was their ethnicity, 13.7% preferred not to state their ethnicity. 2.2% of respondents stated their ethnicity is Métis. 1.7% respondents stated their ethnicity is Indigenous. 2.2% of respondents stated a different ethnicity than the options provided and wrote in other.

Figure 26: Written answers for “other” to “what is your ethnicity”



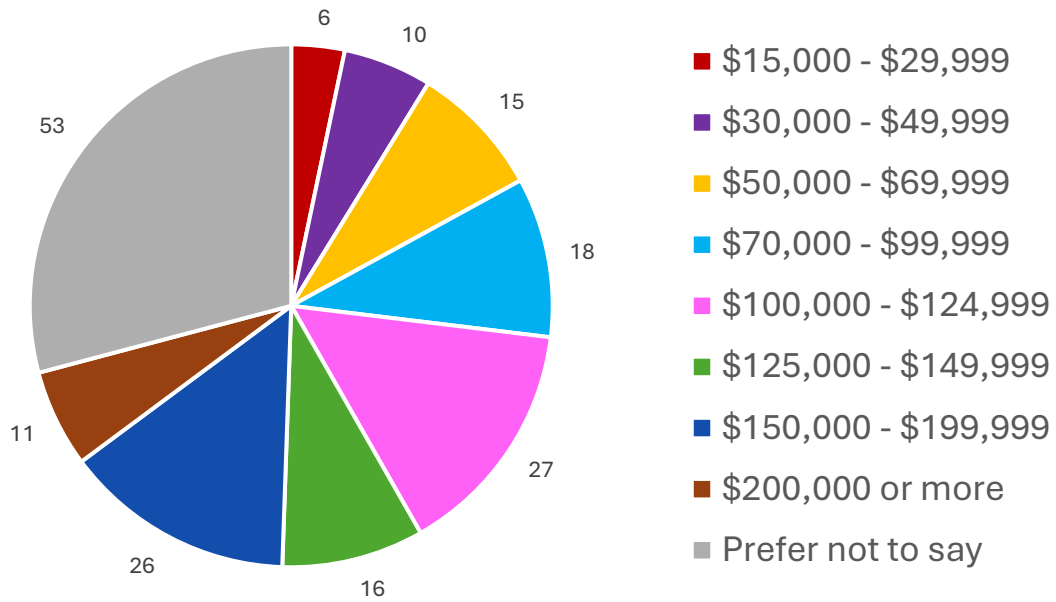
The 4 respondents that stated other in the previous ethnicity question wrote in their preferred ethnicity. 50% of the respondents wrote Canadian as their ethnicity, 25% of the respondents wrote Dutch as their ethnicity, and 25% of the respondents wrote Mixed as their ethnicity.

Figure 27: What is the highest education certificate you have completed?



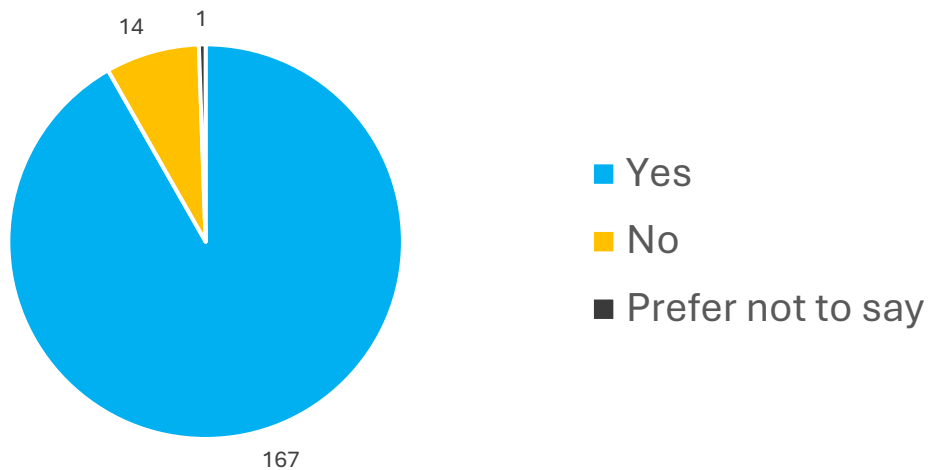
15% of respondents have above a bachelor's degree, 14% have a bachelor's degree, 5% have a university certificate under a bachelor's level, 31% have a college diploma, 13% have a trade certificate, 11% have a High School Diploma, 2% have less than a high school diploma, and 9% of respondents preferred not to say their highest education certificate.

Figure 28: Which category best represents your household's total income over the past year?



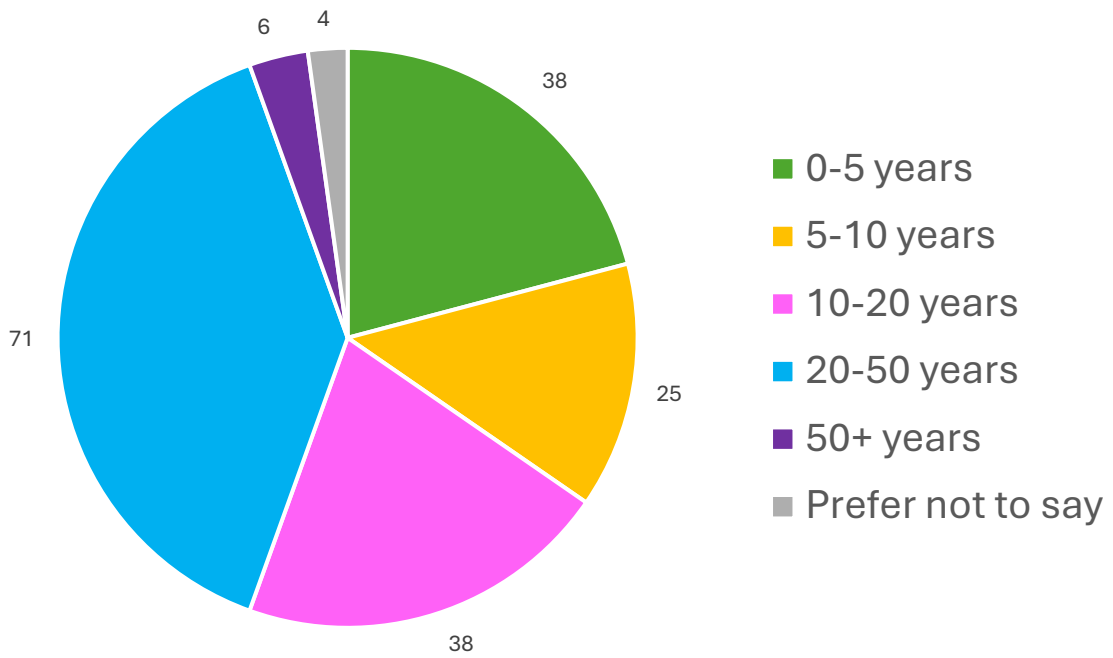
6.1% of the respondent's household total income was over \$200,000. 14.3% of the respondent's household income was \$150,000-\$199,999. 8.8% of the respondent's household income was \$125,000-\$149,999. 14.8% of the respondent's household income was \$100,000-\$124,999. 9.9% of the respondent's household income was \$70,000-\$99,999. 8.2% of the respondent's household income was \$50,000-\$69,999. 5.5% of the respondent's household income was \$30,000-\$49,999. 3.3% of the respondent's household income was \$15,000-\$29,999. 29.1% of respondents preferred not to say their household's total income.

Figure 29: Were you born in Canada?



91.8% of respondents were born in Canada, 7.7% were not born in Canada, and 0.5% preferred not to say if they were born in Canada.

Figure 30: How many years have you lived in Neebing?

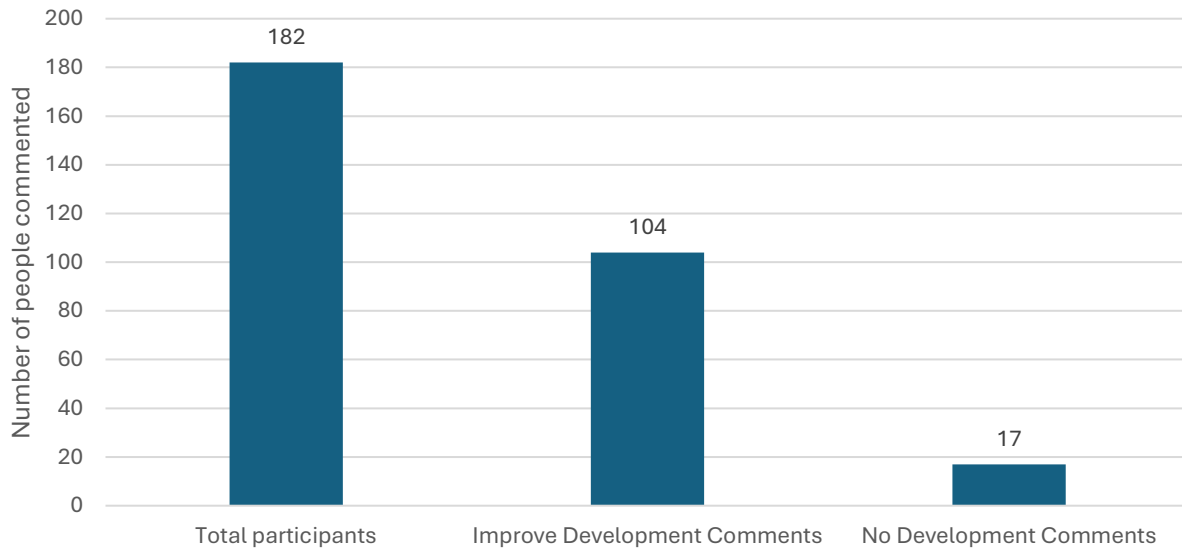


3% of respondents have lived in Neebing for 50+ years, 39% for 20-50 years, 21% for 10-20 years, 14% for 5-10 years, 21% for 0-5 years, and 2% of respondents preferred not to say how many years they lived in Neebing.

Section 2: Comment Section Graphs

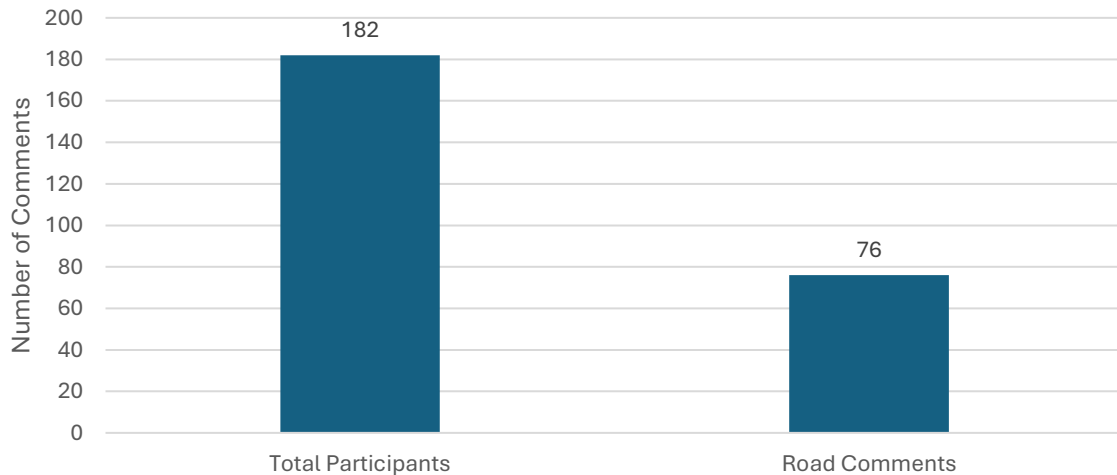
This section shows how many of the 182 participants stated a specific topic needing improvement within the Municipality of Neebing. No participant was counted twice in this section. If a comment was stated multiple times by one participant, it was only counted once for the specific topic.

Figure 31: Development



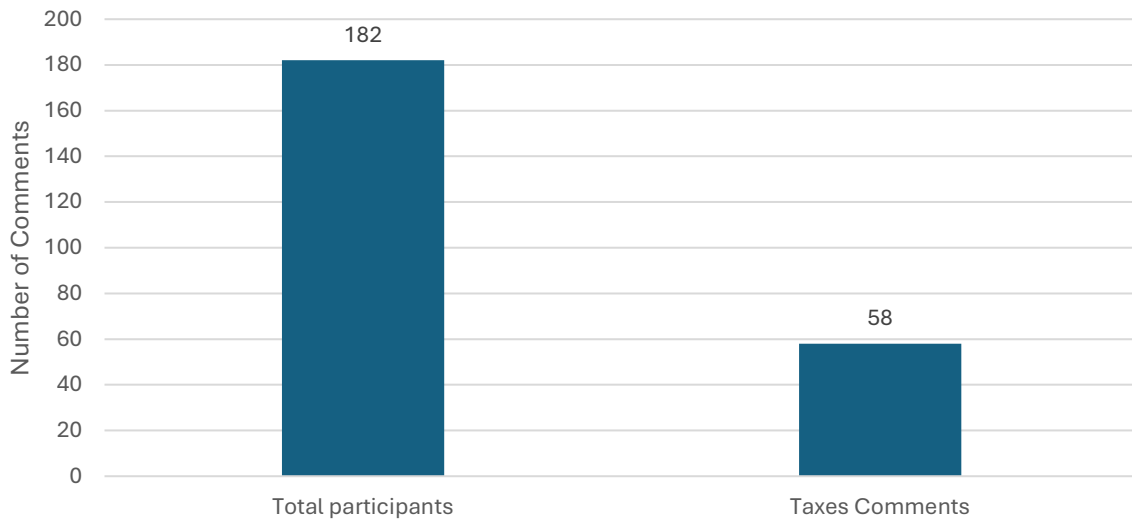
57.1% of the participants were for development of some type, 9.3% of the participants were against development, and 33.6% of the respondents had no comments towards development.

Figure 32: Roads



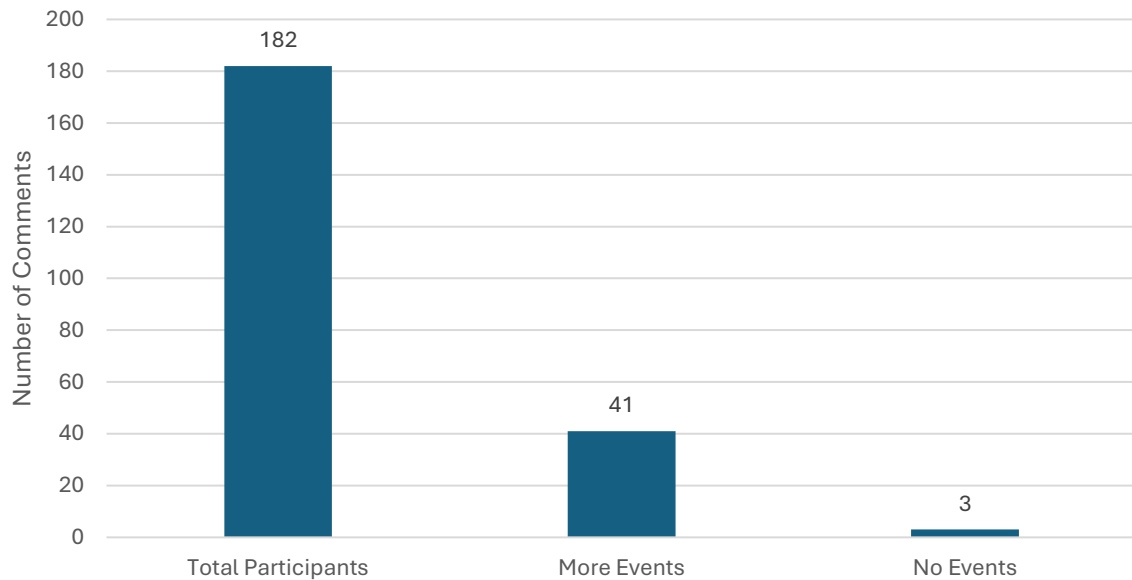
41.7% of the survey participants commented at least once about the roads and road condition within the Municipality of Neebing. 58.3% of respondents had no comment towards roads.

Figure 33: Taxes



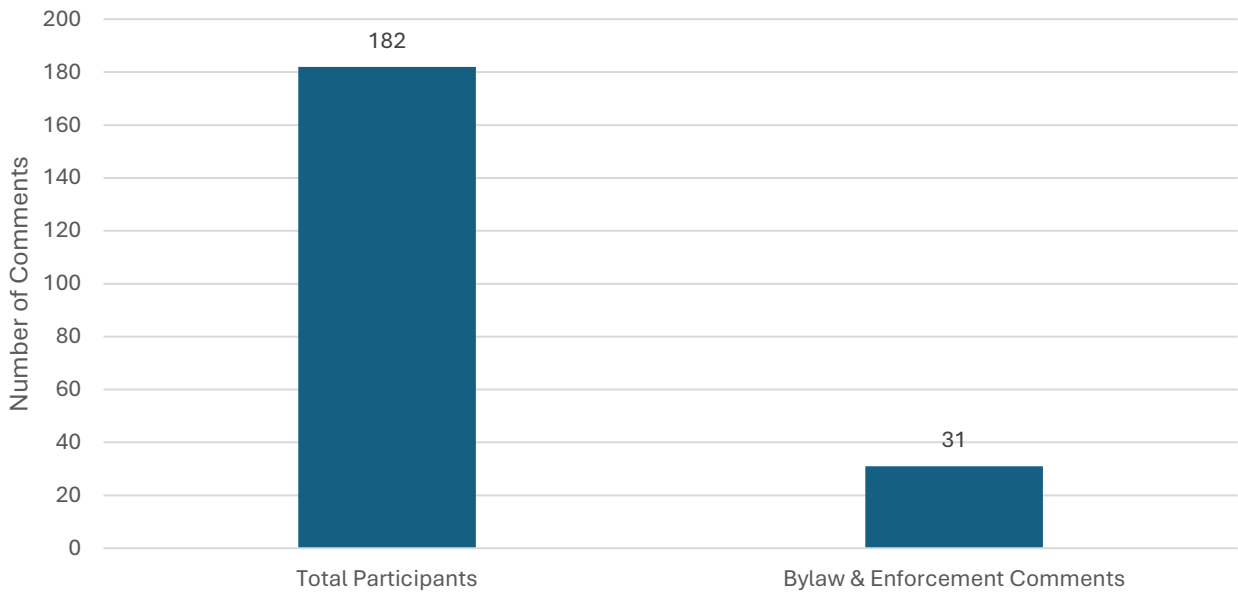
31.9% of the survey participants commented at least once about taxes within the Municipality of Neebing. 68.1% of the respondents had no comments towards taxes.

Figure 34: Events



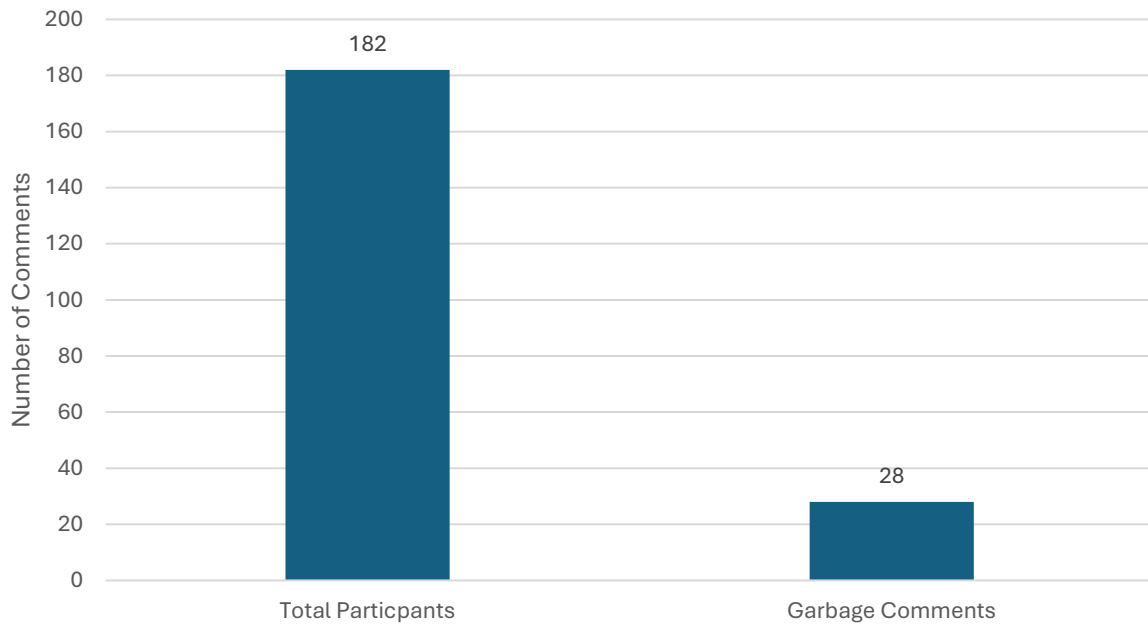
22.5% of the survey respondents commented positively at least once about events in Neebing. 1.7% of respondents were against events and wanted less events within the Municipality of Neebing. 75.8% of respondents had no comments towards events hosted in Neebing.

Figure 35: By-law and Enforcement



17% of the survey respondents commented at least once about bylaws and enforcement. 83% of the respondents had no comments toward bylaws and enforcement.

Figure 36: Waste Management



15.4% of the survey participants commented at least once about waste management in the Municipality of Neebing. 84.6% of the respondents had no comments towards waste management.

Section 3: Positives of Living in Neebing

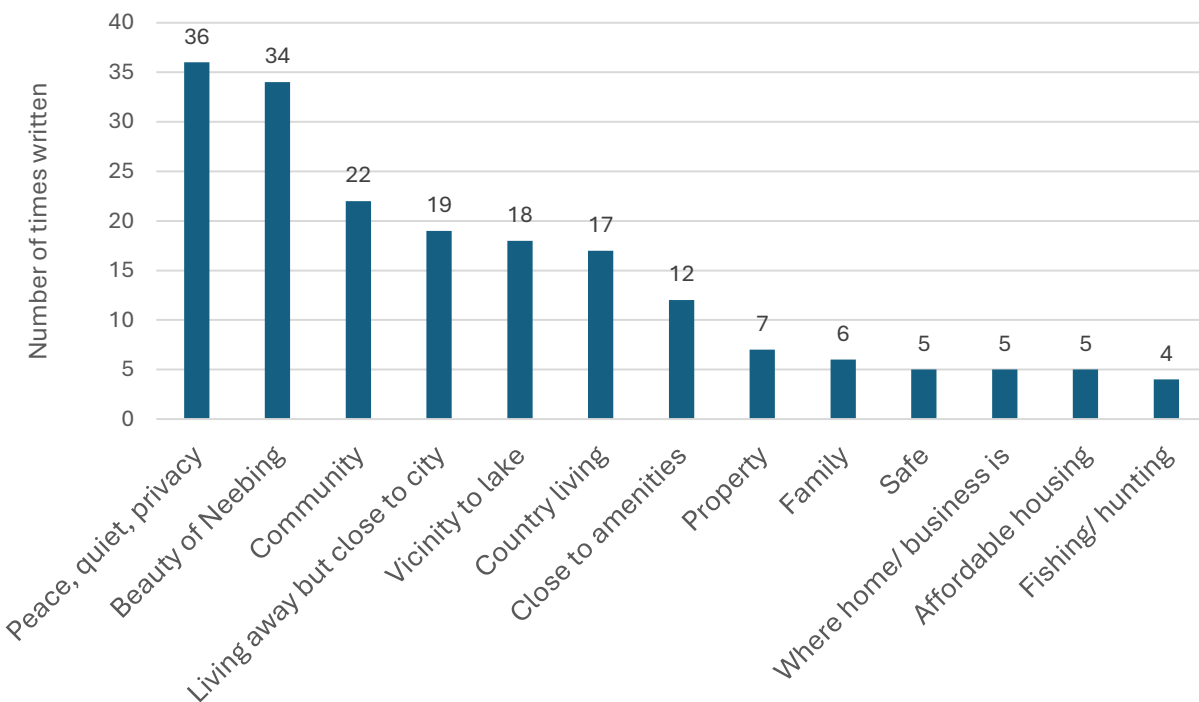
The first three long answer questions of the survey focus on the positives of living in Neebing and are compiled in this section. The questions about what needs improvement are summarized in the next section of the report.

The first three questions consist of:

- “Why do you live in Neebing?”
- “If you are new to Neebing, what brought you here?”
- “What is your favourite thing about living in Neebing?”

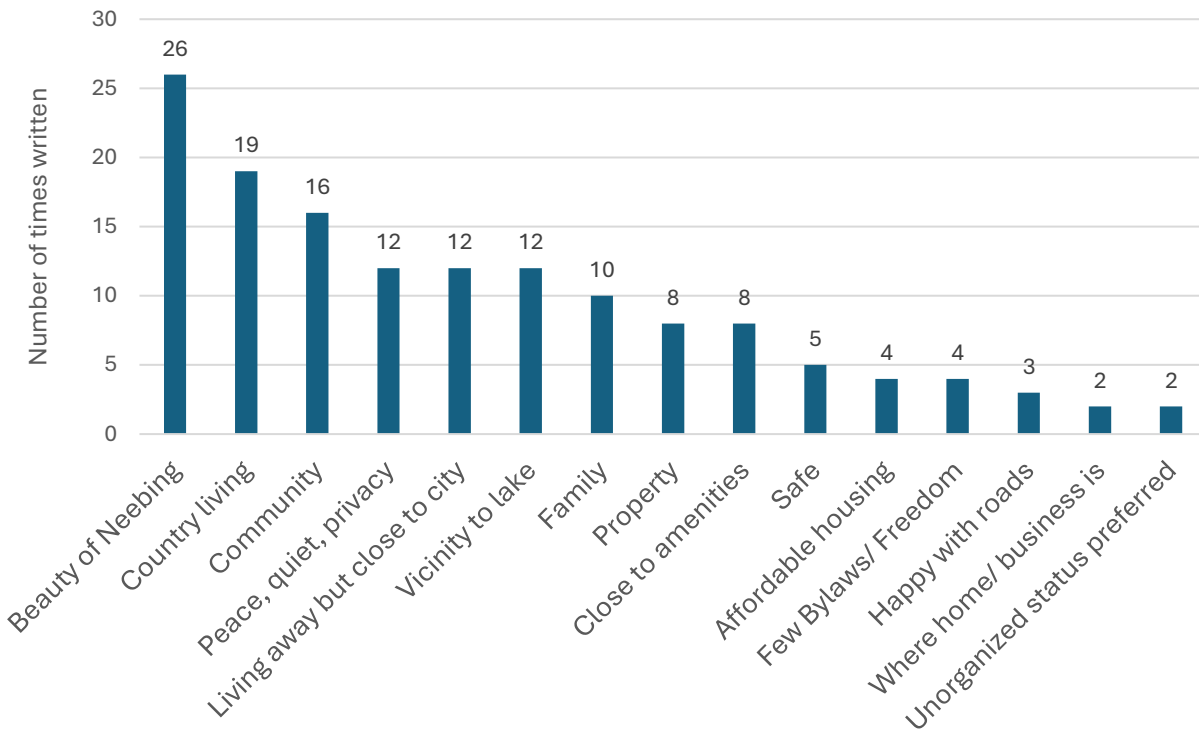
The graphs below show the number of times a comment was written about why you live in Neebing and what is your favourite thing about Neebing in the survey. These questions focused on why the residents live in Neebing and why they enjoyed living in Neebing. These answers were separated by ward to show if different geographic areas within Neebing have different reasons for staying in the area or the same reasons. The respondents could have more than one reason for living in Neebing and everything was counted, so the number of reasons does not match the number of respondents (182).

Figure 37: Blake



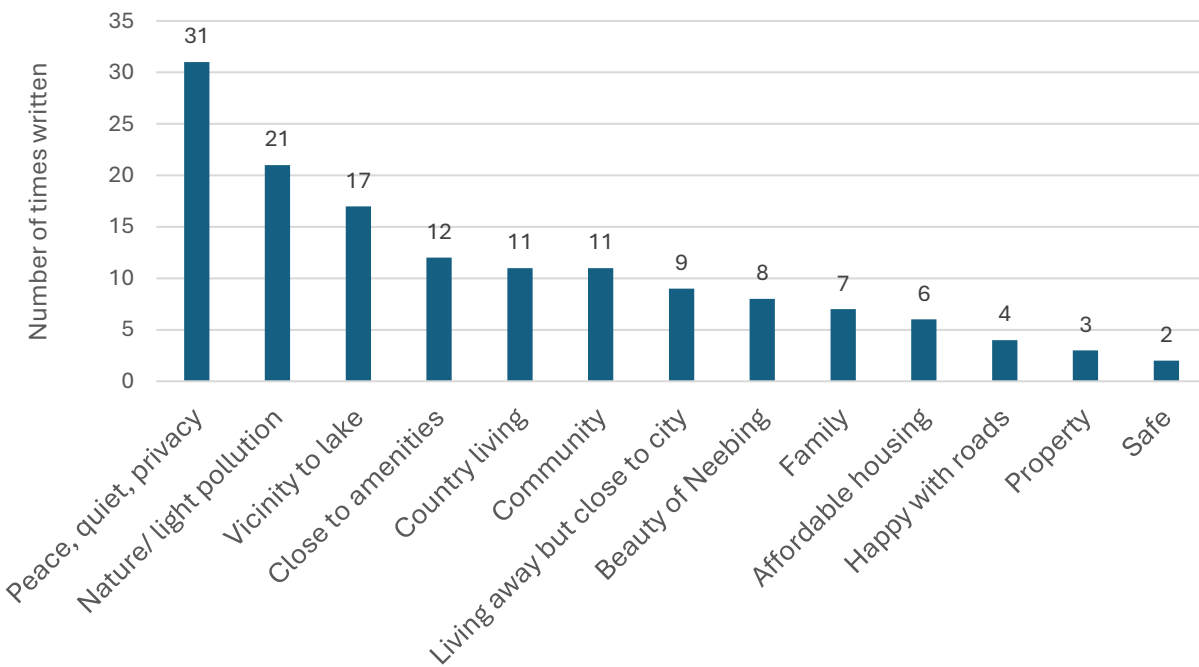
Other comments that were said are “by chance”, “place to raise kids away from city and deteriorating social atmosphere”, and “learning good things and more about the not so good things”. 61 of the 182 participants lived in Blake.

Figure 38: Scoble



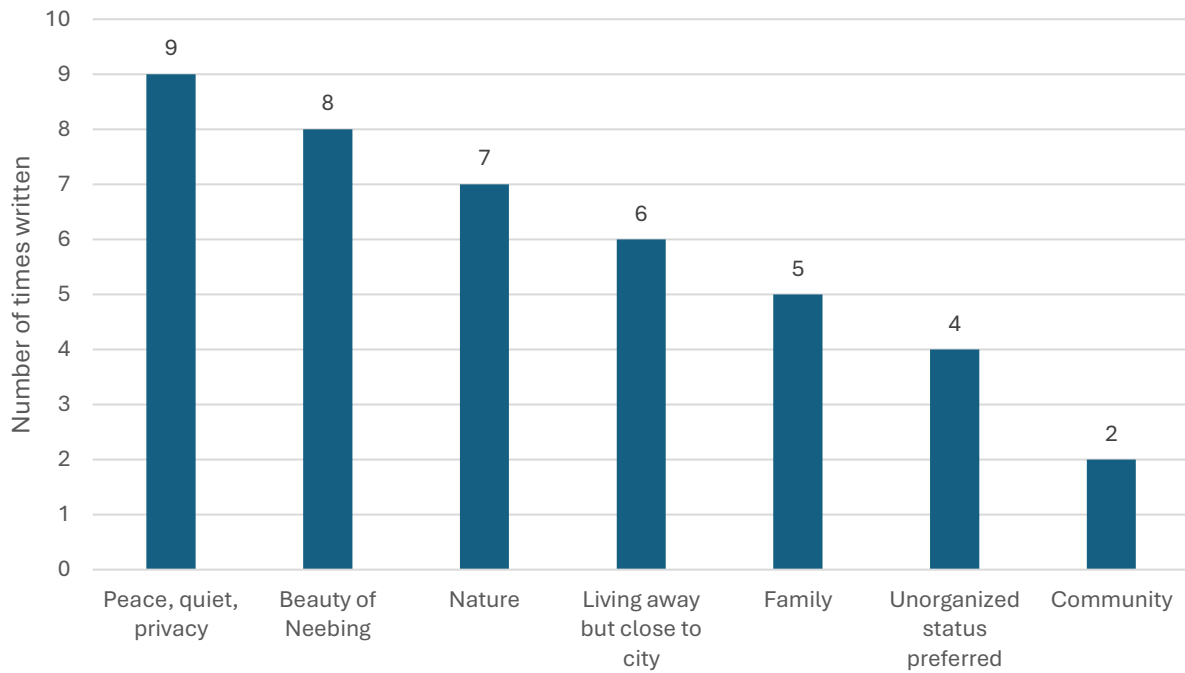
Other comment that was said was “Scoble”. 44 of the 182 participants lived in Scoble.

Figure 39: Crooks



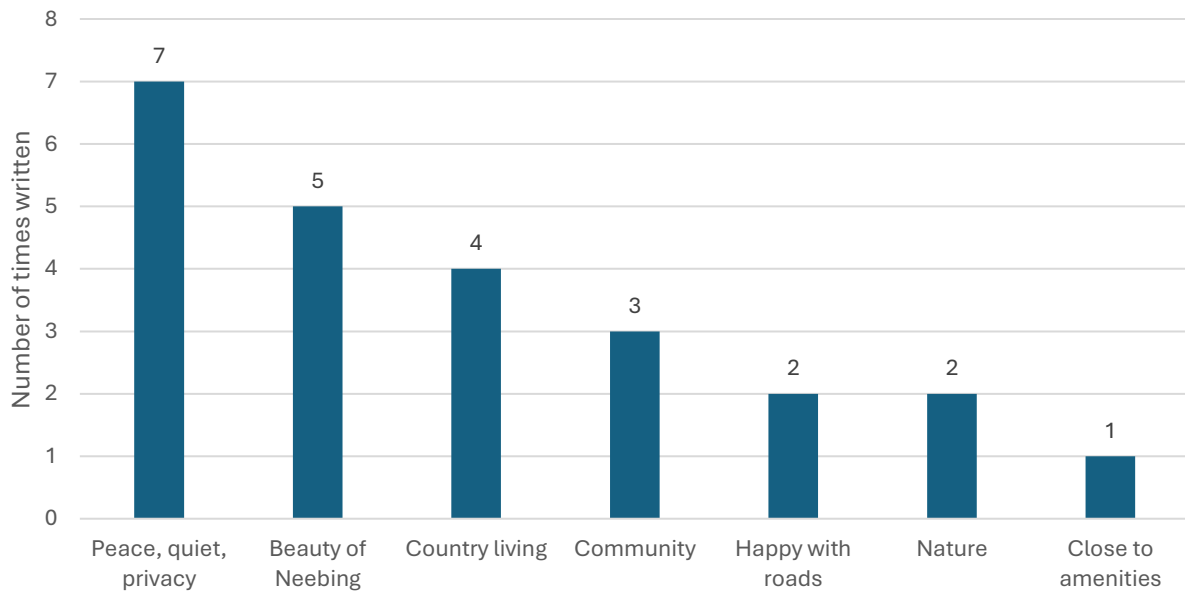
Other comments that were said are “paradise”, “great quality of life”, “Crooks”, “No real preferences”, “freedom”, “not-for-profit opportunities/ municipal committees”, and “Concerned about the management of the roads crew, and local school boards cancelling busing”. 40 of the 182 participants lived in Crooks.

Figure 40: Pearson



Other comments that were said are “was looking for peaceful living but misled by realtor and states questionable behaviour from neighbors”, “nothing”, “suits homeowners need’s”, “reuse shed, roads crew”, “like it”, and “Pearson”. 26 of the 182 participants lived in Pearson.

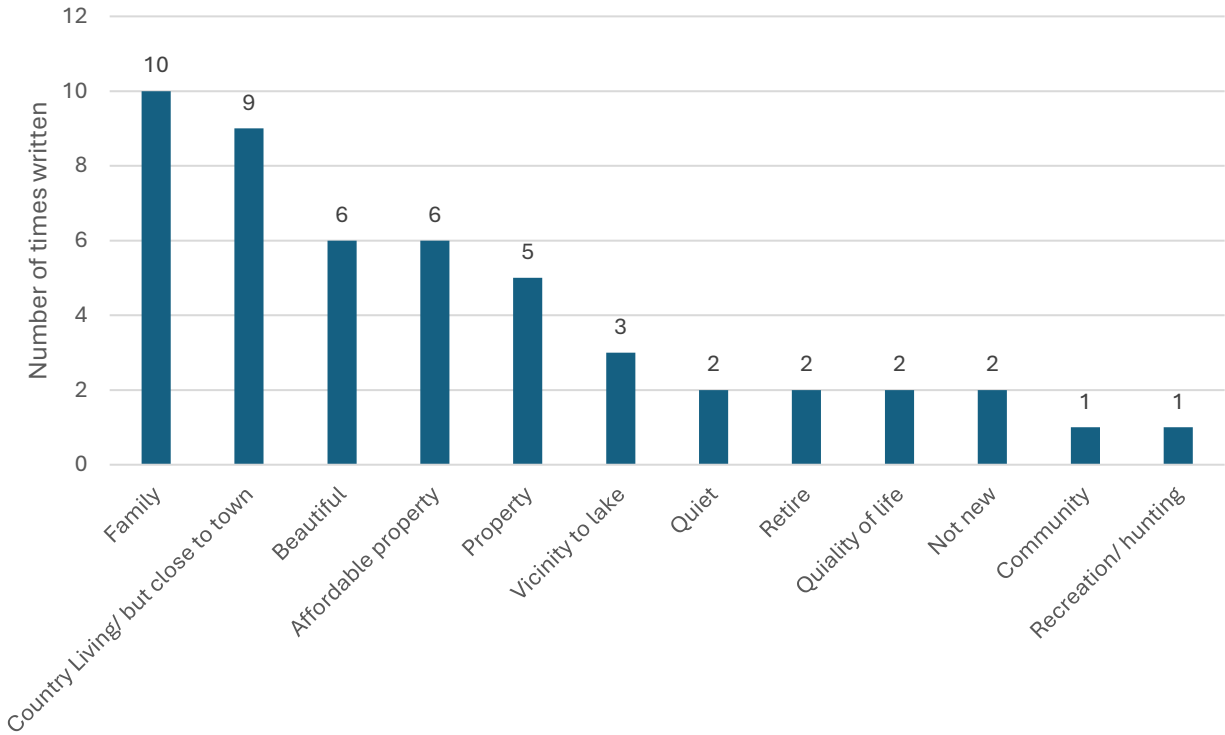
Figure 41: Pardee



Other comments that were said are “liked the house I purchased”, “Because taxes were previously good”, “Planned to retire here but we are selling”, “Low cost of living”, and “Pardee”. 11 of the 182 participants lived in Pardee.

Figure 42: Why Residents Moved to Neebing

The last graph compares the answers given to the question “why Residents moved to Neebing?” This question was not a mandatory question and that is why the number of participants for this question is lower than 182.



Section 4: Issues for Council to Focus On and What Needs Improvement

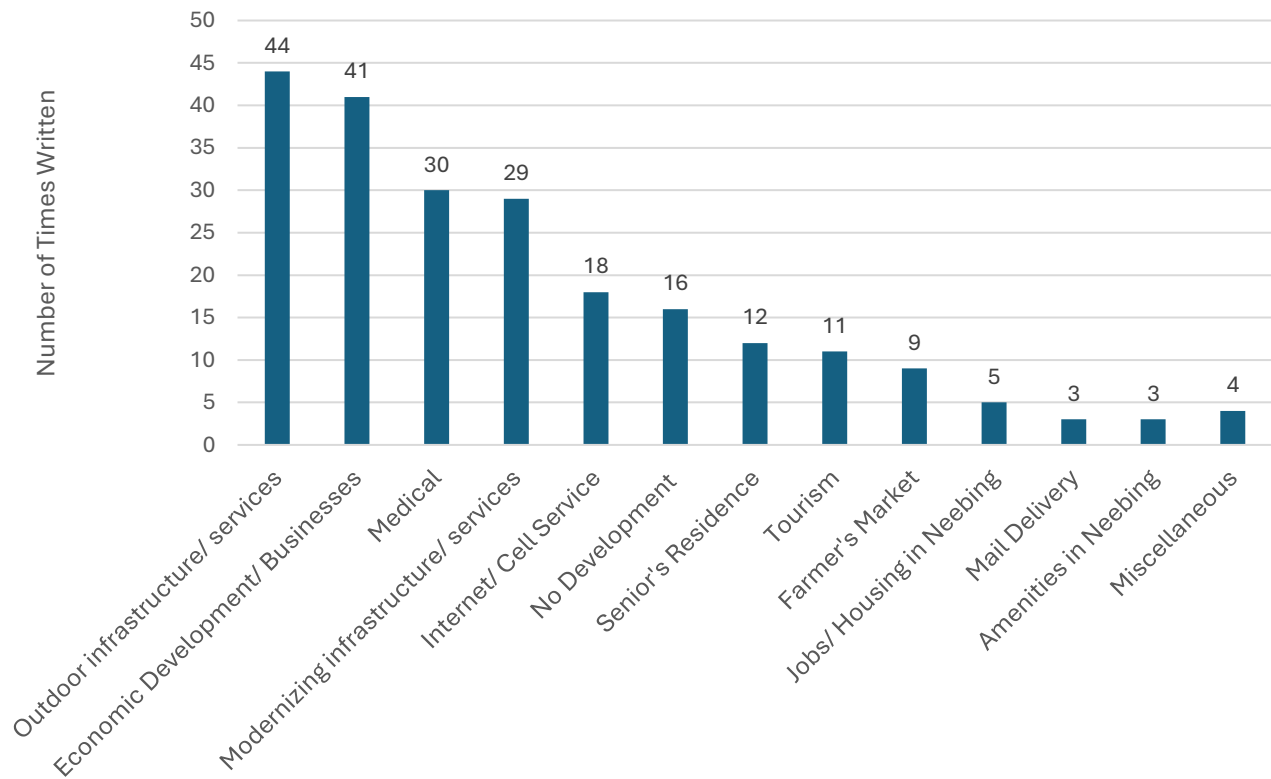
This section goes over the last long answer questions for the survey and categorizes the answers into large themes found in the Survey.

The remaining questions consist of:

- “What is one thing you would most want to change about your life in Neebing?”
- “In your opinion, what is the most important issue for Council to focus on?”
- “What improvements to the community would you like to see (events, community spaces, services, etc.)?”
- “Provide any additional comments”

The overall themes were broken down further into smaller themes for better analysis of what residents are saying about each theme. An example is “Roads” as an overarching theme with “Road Maintenance” as one of its subcategories. The answers from participants might have included more than one overarching theme and these comments were broken into different parts to be placed in each category and subcategory. For example, if a participant mentioned roads and events for the same question the two main points were split and placed into their specific subcategories under “Roads” and “Events”.

Figure 43: Development



Outdoor Infrastructure/ Services:

More parks/ Having more play spaces as well as parking at West Oliver Lake Beach/ More recreational organization/ Offer more recreation trails/ It would be great to have a marina in

Sturgeon Bay, or at least more of a proper dock and boat launch area. Sturgeon Bay (in my opinion) is the perfect place for a significant investment in water access infrastructure/ More boat launches, Lake Lenore/ It would be lovely to have a playground structure at Blake Hall/ Improvements to boat launches (docks) and parks/ The trail system is good, but it would be nice to have spots along the highway (thinking Hwy 595) to pull off the road and enjoy the scenery/ Increasing the accessibility to outdoor recreation, making those amenities nicer/ The skating rink area to be constructed with concrete floor and pole barn roof with lights to provide an area of shelter for open use all year round/ Add a baseball diamond, basketball court and pickleball, tennis court either at the hall property or municipal property/ Build permanent washrooms and provide garbage cans at Cloud lake, Oliver Lake and Lake Superior boat launch. Develop the beach at Cloud lake to be similar to Oliver lake/ Better rinks at (Alf Olsen)/ A park or campground with amenities for picnics and such/ Better playgrounds, if not more/ More parks, rinks, sliding hills, it would be cool if a skating path on the slate River could be made/ I'd love to see the new skating rink finished as well as a baseball diamond and soccer field/ Rink improvements/ I would like to see the rink at Alf Olsen park with a hard surface and boards for Neebing residents to use freely, not to be rented out for private functions or teams/ Keep the sites we have upkept. Outdoor rinks and other outdoor sites. Make a couple outdoor areas. Rink, basketball court. Take advantage of the natural outdoor terrain there. Lookouts and walking trails/ More public access to lakes. (Lake Leonore)/ It would also be nice to see an Orange Helipad at the CBSA Pigeon River location. I am not sure if the Municipality would have anything to do with that/ More playgrounds for kids and more hiking trails/ Better washrooms at all parks/ Play area for kids/ More sports & activities for teens/ Covered band stand at Neebing municipality office/ I think the children's play equipment should be moved to Blake Hall, so the children do have to play by the loud hwy. That would create more use for the Blake Hall. I also think the hall should be advertised more and if maintenance needs to be done to improve septic, then the township should pay for the upgrade/ Better playgrounds, if not more. Play groups/ I look forward to improvements at the Cloud Lake boat launch/ Municipal campgrounds at Pigeon River, Middle Falls/ Boat launch at lake Lenore/ A boat dock at sturgeon bay would be great, larger boats are stuck using Little Trout Bay/ Finish the rink at Alf Olsen Park. This is a commitment that was made, which has dragged on unresolved for far too long/ It would be great to see more improvements to areas like Blake Hall (adding a nice playground, some kind of permanent bathroom structure, etc.) especially if there are more events happening there it is nice to have space for children to play other than just the parking lot/ A permanent space for an indoor market/ Play structure at Blake Hall/ More recreational facilities/ Improvements to the Cloud Lake boat launch. It could be a great place for locals to go swimming. Oliver Lake is too far away for a lot of us, and we need a great place for people to gather in the summer and go swimming/ Recreational trails/ It would be great to have a marina on Sturgeon Bay. Or at least more of a proper dock and boat launch area. Sturgeon Bay (in my opinion) is the perfect place for a significant investment in water access infrastructure/ I like it here the way it is. The creation of more adventure trails or rental getaway cabins would always be a plus/ Swim classes at the public beaches - like Shuniah provides/

Economic Development/ Businesses:

Business that attracts community (i.e. coffee stop, store)/ We need more businesses, more accessibility/ We need more business brought in. We should have tried for a Cosco/ More businesses are needed/ A gas station out here/ I would love a local grocer in our

neighbourhood, like the Odena in Kakabeka. A restaurant or 2 would also be nice/ Wish there was more places and things to do to meet your neighbours/ Small business support through advertising, grants, business planning, incentives/ Adding a corner store/ Gas station closer to home/ Larger business to develop our tax base. To become more sustainable financially/ More economic development/ A retail centre - having access to a grocer, coffee shop, and gas somewhere south of Boundary Drive/ Bring in more businesses/ Attracting new residents and businesses/ Growth and allowing businesses to thrive/ Groceries nearby/ Promote the good things going on in Neebing. Promote local products available for sale/ Attract more business by promoting our area/ We'd like to see Council bring in more businesses to Neebing/ Economic development/ They need to bring more businesses to the area/ Building more businesses/ Increasing our tax base by attracting more businesses/ Gas/ Attract more business for better tax base/ I would love to have a family style restaurant out here even if it was open only a couple of days a week/ A restaurant, or food trucks on the highway. Provide incentives to get businesses to want to come to the area/ Making a stronger effort to encourage businesses to locate here. We are getting more and more businesses, and it is helpful and does make a difference/ Restaurants/ Attracting new business/ Financial sustainability/ Economic development/ Economic development/ To maintain the welcoming flavour of Neebing by carefully choosing complimentary business or development opportunities that don't distort our community. We are a country setting with a heart. Enhance our local grown and made flavour/ Promotion and ease of new business ventures of which are currently being stagnated, making better decisions on keeping Neebing a rural, country type of setting and ignoring those pleas for a more citified setting/ Attract businesses to the area/ Commercial cafes and restaurants (in addition to home-based local food outlets) along Provincial Truck Highways/ Attracting business investment/ Development/ Retail (grocery)/ Small businesses/ Grocery store/ We don't even have a general store to get food or even get basic needs. We solely rely on Thunder Bay and surrounding townships for our basic needs. We are not a community that takes care of it own. We let everyone else do the heavy lifting/

Medical:

It would be great to get a medical clinic, but it looks like that isn't going to happen/ Medical/ Accessibility to health care e.g. pharmacy, Doctor, clinic/ My life is just fine, but I would love a medical facility here/ Better accessibility to medical facilities - like a pharmacy or clinic/ Walk-in medical clinic/ Improving healthcare options for residents/ Functional services like a clinic/ Bring in medical facility (Doctors, Nurse Practitioner drug store)/ Availability of health care services in our municipality/ Ensuring those unable to travel to Thunder Bay regularly have supports. For example, CRA or health care/ Health clinic/ Pharmacy/ Clinical services/ Vets, pharmacy/ Maybe a pharmacy/ Medical Clinic and Pharmacy/ A clinic would be nice/ I would like to see a pharmacy out here/ For the mobile clinic to return/ Healthcare to residents, i.e. a clinic to be set up in our area/ Local medical clinic/ Bringing opportunity to Neebing like medical facilities/ More services in the community - for example, health services/ Health care services/ The clinic is a good idea, or a ride service to take housebound seniors to their medical destinations/ A medical clinic offering a variety of services/ An established pharmacy, medical clinic/ Clinic/ Other than the no cost to residents medical clinic getting built, most increased services create increased taxes. Tread carefully/ Vaccine clinics, locum doctors walk ins, pharmacy, childcare options/

Modernizing Infrastructure/ Services:

Modernization of more municipal services/ Investment in the community/ Infrastructure development and maintenance/ Development/ Infrastructure/ Utilize the old municipal office as a Library that has book swaps, computer and printers, have people volunteer to teach programs share in craft and demonstration, senior and kid reading programs, homework sessions and small skill programs/ A library where children's event and play can take place/ Community spaces and services/ A library would also be very good/ Larger community hall facilities/ Modern community centre/ Blake hall should be twice as big/ Six participants said "improved services"/ Current infrastructure/ More opportunities for land/ Infrastructure/ Infrastructure, accessibility for natural gas for everyone/ Neebing sorely lacks a centre. We need a town square or small community park with amenities that people can use. The main comment I hear, at the few activities there are, is people want to connect, be together. Meeting for a coffee and catching up would be tremendous. If you don't have close neighbors Neebing can be a lonely place to live/ A hall for the Pardee and Pearson folks/ More development will only help with services being available. Its not like there is not enough space in our township to get creative and grow for our future family's/ Growth/ Indoor community space (Blake Hall is well outdated). Something centralized right off the highway/ More available space for events/ Nothing really for events and spaces/

Internet/ Cell Service:

Better phone service/ More options for reliable internet. We have Starlink now, but it is quite expensive/ Access to fibre/ Internet services in all areas/ Internet/ Having better internet/ Power outages/ Access to better internet/ High speed internet and better cell coverage/ More reliable rural internet, access to broadband/ Better internet access/ Reliable internet and hydro service/ More cell towers/ Improvements to the internet servicing, so that we can reliably work from home when needed/ Updating the internet/ Getting high speed internet/ Internet service better cellular service/ Lol, internet/

No Development:

Not turning into part of the city. I enjoy the quiet, and I don't want subdivisions or many new homes/ I don't want new people coming to Neebing and expecting it to be like the city. I read about them on social media and many fail to realize that they have moved here to be here. Not to make our community to where they left/ Current approach is not sustainable with a very limited population and nobody wants more development/ Not too densely populated/ Keeping this a small community/ Keep it country and stop trying to modernize it/ Keep rural feel/ Staying focused on the fact that this is a rural community: don't create infrastructure and services that can't be financially maintained by the existing tax base at a reasonable tax rate into the future. Country people do not expect city services, so don't get distracted by anything shiny/ I think do the area of Neebing and how we do not pass certain areas at all do to how we commute home from Thunder Bay it makes making reachable community spaces difficult, we cannot have it all/ Stop overpopulating Oliver Lake/ Not overpopulating/ Less regulations, less "services" used by very few in the community. You should not be focused on parks and rec, arts and culture, libraries, any of it - who benefits? and at what cost/ Stop wasting our taxes on events and take care of our fireman, roads and launches/ Do not try to turn Neebing into the city. People move out here and live out here to get away from all that if you want a community

that has every service of a city, then move to the city. The trade off from increased tax base with bringing in industry and other businesses is that it turns Neebing into more like the city. People just want to be left alone and everything stays the way it is. No one wants a council to come in and then think they have bright ideas and change everything/ We have a lot of spaces consisting of lots of areas to hike, bike and trail walk, lots of healthy bird, and wildlife habitat. Let's keep it that way lots of the other Rural municipalities are more developed, but that creates higher taxes, noise, and wildlife conflicts. Most residents are here because they don't want to live in a town like setting. We have a lot of services a dairy store, cheese makers outlet, corner store, hardware, and feed store all nearby. The Blake Hall for community and social events, and we live 10 mins from a public boat launch. The municipality of Neebing is very progressive and forward thinking in our experience. We are happy with all that/ I hope we maintain the balance between natural elements and human habitation. I would hate to see us grow in population so much that it becomes semi-rural-urban. I could see the influx happening with the pressure to increase the tax base and to house the increased population expected due to mining and other industry/

Senior's Residence:

Senior residence available for when we can't maintain our own home/ Ability to age in place. Will be moving into Thunder Bay in coming years/ Seniors housing/ Senior citizen home, Retirement home and Nursing home/ I would like to see support for elderly people to stay in their homes - it's a better quality of life (and for the bean counters it's cheaper to keep people in their own home than move them to assisted living)/ Senior services/ Seniors housing/ We would like to see a seniors apartment complex/ Senior residence/ Seniors housing/ Senior housing/ We have no proper senior services/

Tourism:

Promote a beautiful area and present it as such for tourists/ Growth in tourism/ Tourism/ Neebing needs better PR. We bring people out to visit who have lived their whole lives in Thunder Bay and never knew this gem was on their doorstep/ Tourism focus that helps the community instead of cheap campsites at the moose/ More ways to generate revenue from tourism and visitors/ Encouraging more environmental friendly tourist based businesses/ Recreation and tourism/ Interpretive self-guided tour services - print brochures, phone-based & SKU-linked - for agricultural areas, Crown land uses, cemeteries and historic villages, natural heritage areas, tourism commercial at Highway 61 intersections for hiking, biking, camping, watercraft recreation supplies and foodstuffs/ Tourism/ Work with local Northwestern Ontario tourism operators to set-up profitable partnerships/

Farmer's Market:

I would love it if we had a dedicated farmer's market in our area/ Farmers markets/ Fall fairs/ Farmer markets/ Would be nice to see an amazing farmers market throughout the summer months/ Year-round farmers/ Farmers markets/ A farmers' market/ Local farmers markets available in Neebing/ I would love to see a Farmer's Market/

Job's/ Housing in Neebing:

I would eventually like to work in Neebing Municipality/ Finding work closer to home/ Owning my own house out here/ Affordable housing/ Projects to create jobs/ That I could stay here full time and not have to go back to town/

Mail Delivery:

Getting our Canada post packages delivered to a closer location than green acres variety/ Better mail delivery. Green acres isn't even in Neebing and very out of the way to collect parcels/ Delivery serves that bring packages to the house not just saying they tried but no one was home/

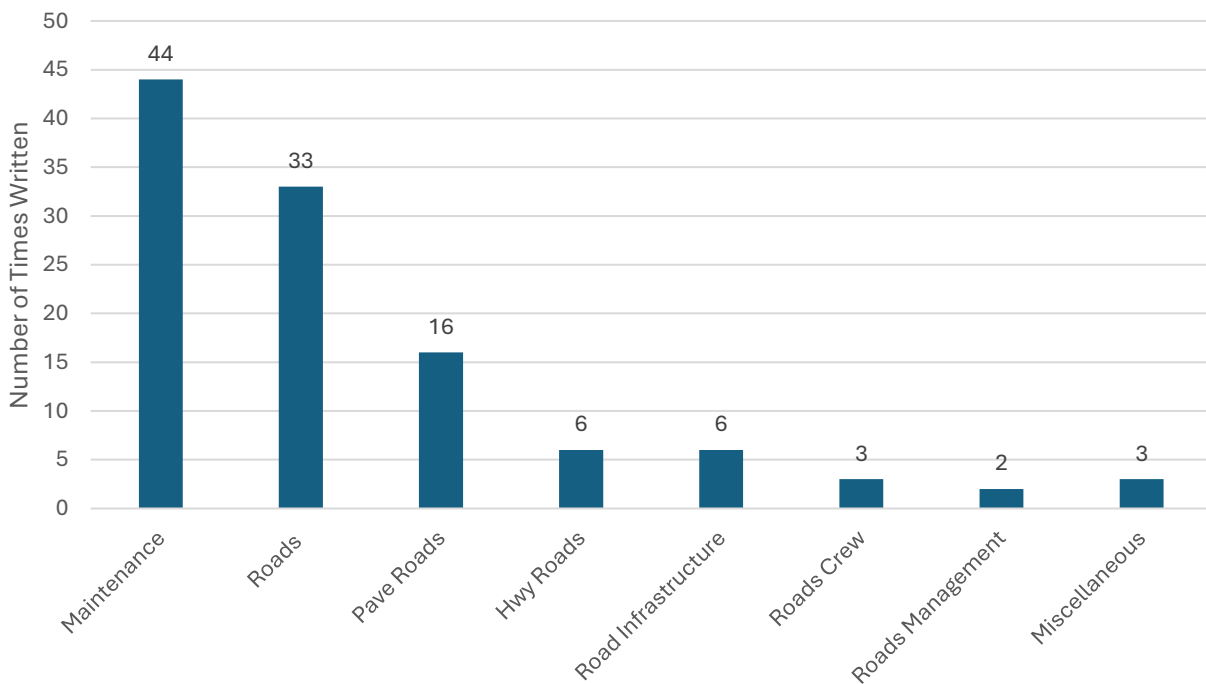
Amenities in Neebing:

Wish Access to amenities were closer/ Access to services closer to home/ More options to see people that fit with my work schedule/

Miscellaneous:

Public transportation/ Snowmobile trails/ To welcome new family's/ Focus on the locals you have now. We should be taken care of ahead of possible newcomers to Neebing/ A lending shed of tools would be awesome/ A fish derby/

Figure 44: Roads



Maintenance:

Better maintenance on our roads/ Better road maintenance in the warmer months/ Roads need to be plowed asap and roads maintained/ Sturgeon Bay Road and others, need to be plowed down to the road and more salt used/ Consistent attention to road maintenance/ The only tangible services you provide to me is road maintenance and a garbage dump. Do better

summer road maintenance/ Potholes, rocks on roads, poor drainage of rain/ Grade roads to prevent washouts ruts and potholes/ Road maintenance especially during the winter. Highways and side roads need to be plowed and maintained better/ Better roads, the dirt roads are mostly clay now and there is not enough gravel put on. In the warmer months when it rains the roads turn into a skating rink and full of potholes. We pay so much in taxes, yet we can't even have our roads maintained/ Have the road and highway plowed before 6 AM. This almost always happened before Neebing put up the 60 K/Hr signs/ Better road maintenance especially on gravel roads Ditching, grading, and dust control on gravel roads/ We use Sturgeon Bay Road a lot. It takes normal damage from potholes and plowing over the winter, but it's never fixed till the late fall which only gives about a month of good driving before the snow falls again/ We would love to drive on side roads that are in better condition (free of potholes)/ Better road maintenance/ Fix the roads. Fix sturgeon bay potholes and copper cliff potholes on the hills. As well as the side of the road erosion on the hills/ Road graveling and grading during the summer months/ Maintain roads better/ Road maintenance/ Better snow clearing/ Well I know I'm not alone on this one! We need to maintain our roads with good quality gravel and get rid of the clay!!!/ Road maintenance, keeping washboard in check and the snow removal needs to be done earlier in the morning for people heading in for work. The roads are hard on our vehicles when unkept/ Our side roads, especially Mannisto Road, mostly all clay, we need new gravel, grader guy doesn't have anything to work with anymore, full of potholes/ Roads maintenance/ Mainly just the roads. Roads are fantastic in the winter they do an excellent job! But the grading/ Road improvements, the potholes are terrible/ Our dirt roads need more focus than the past couple of years. Our weeds on the side of the roads were not cut until August this year and they were so high (4 feet) that they were falling into the roads. It was very unsafe and ridiculous that it wasn't cut. Also, the grading of the roads has been terrible/ Dirt roads need more attention. Way too many potholes and washboard/ Road maintenance/ We access our home via Sturgeon Bay Road. This past year (2023) was the worst year for summer road maintenance. I have lived here since 2011 and they always fix the road during the summer. Potholes and areas damaged by the spring thaw were always repaired using chipseal or pavement. This year they were "filled" with a gravel mix, which has resulted in even worse road conditions. Our property taxes increased in 2023 but the road maintenance efforts and quality has decreased/ Roads- maintenance/ We also wish roads were plowed as well after Jarvis Bay down/ Road maintenance/ Back road maintenance/ Better snow plowing to take most of the snow off and not leave 2-4" left after. Repair and maintain current paved roads before paving new ones/ Road maintenance/ Also, snow plowing sucks/ If you plough halfway through a snowstorm, come back for a second pass/ None. Just fix my clay road. I live in Mannisto Road, and we haven't had a good lift of gravel in many years. They did a couple of patches last year with some unscreened gravel that had some 6" rocks in it that I had to go remove myself. I feel sorry for the grader operator, they have nothing to work with and must wing clay into our driveways/ Road maintenance/ I would like to see ditches in my area dug out and maintained. My property floods every spring and during heavy rainfalls due to the ditch not directing the flow of water/ Road maintenance/ Road maintenance/ Please maintain our roads! Get rid of the clay, use good quality gravel and grade it on a regular basis to eliminate washboard and potholes/ Keeping up the roads/

Roads:

33 people said "Roads" or "Better roads" in the survey.

Pave Roads:

Council should hard top roads, not just the ones where members of Council live. For example, Farm Rd has many houses in a short distance, and it is gravel. Cloud bay road has few houses and is covered. Blake Scoble road has few houses and is flat, yet it warrants being on the list/ Working on paving all roads so people will travel smoothly while visiting. We who live here know country roads and expect to play dodge the crater game, but city or visitors from other areas might not see it the same/ Chip-seal on Cottage Drive/ The roads, perhaps pave them/ That the municipality would finally pave the roads and fix the hill properly throwing asphalt on the holes is only a band-aid/ Road get paved/ All roads chip sealed or paved. It appears decisions to pave some over others is not applied utilizing the same criteria/ Hardtop roads/ Chipseal Scoble Townline Rd to keep dust down and vehicles cleaner/ We would like to see our road paved/ Having Little Trout Bay Rd paved or at least chip sealed because of the dust from all the traffic going to the Lakehead Conservation area. Lakehead Conservation should have to pay for most of this, as most of the traffic goes there and it is mostly people that don't even live in Neebing/ It would also be great if more roads could be paved. As soon as you cross into Oliver Paipoonge they are paved. We live on lake Scoble and paving would be ideal/ keep up with hard topping roads/ Paving or chip sealing all so that they are better to walk on. Less rocks flying and less damage to vehicles/ Road upgrades. Chip sealing gravel roads/ Getting all the roads paved/ Chipseal Scoble Townline Rd/

Highway Roads:

More passing lanes on 61/ Highways to be salted prior to 6am/ Huge bumps on the highway/ I wish HWY 61 was improved as same bumps every year and it kills our cars/ Hwy 61 construction is a pain. They are not cleaning the dirt off the road at the end of a workday. Often, I drive over large chunks of mud or dirt. It is wrecking the paint on my car. When the road is dirty and there is opposite traffic driving its throwing rocks and dirt at people's cars/ Why are there no yellow painted lines on HWY 597 or 608 passed HWY 597 to South Gillies? Hwy 597 has 2 90-degree corners in the first 5 km from 608 that are very dangerous. There are side roads in the area that have lines painted on them, why not a highway/

Road Infrastructure:

Was promised light at intersection of memory Rd and Hwy 61 pre-election, but never happened/ A light pole at the highway on Jarvis Bay Road! It's so unsafe trying to find the road at night especially if raining or snowing. It's so dangerous and this is a very populated access road/ Maintain infrastructure, many culverts need replacing/ Bridges, roads/ There also broken guard rails on sturgeon bay. And no road sign up for copper cliff/ Ensuring safe roads/

Roads Crew:

Once again, no contracting our road maintenance and start hiring, so we have trained people to maintain our roads/ Hiring good men for our road crew. Enticing business in/ We have the utmost respect for the roads crew and all they do to maintain our roads, especially during snowstorms/ Hire more road crews resolve old ongoing issues/

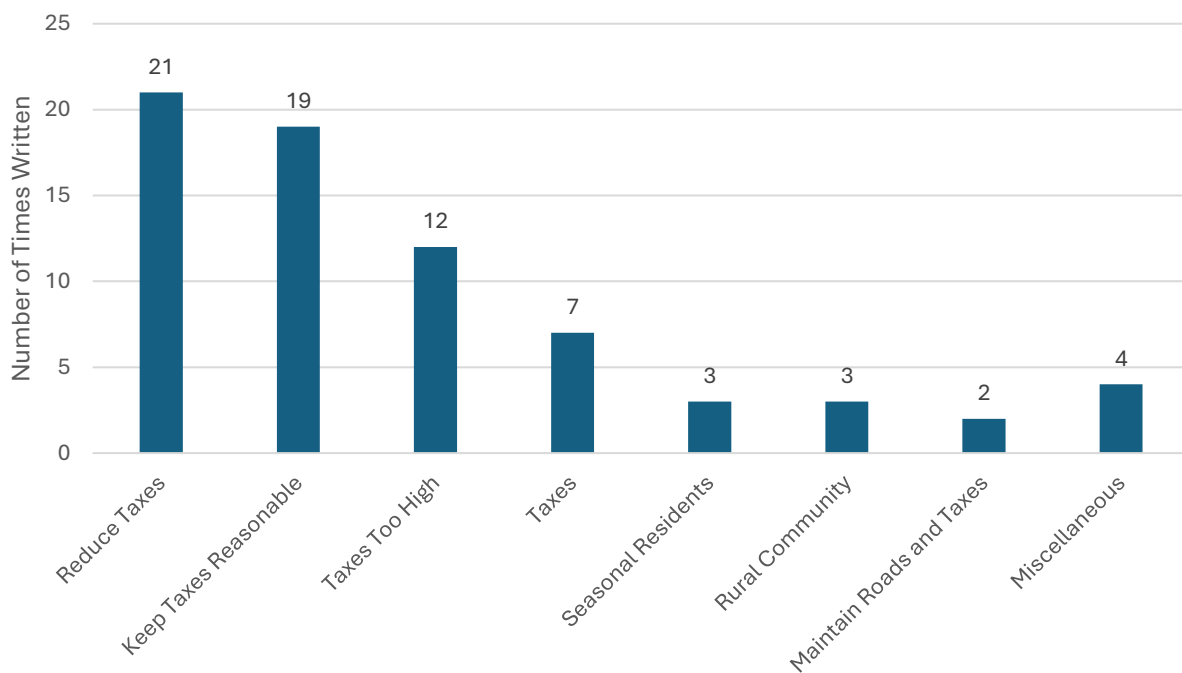
Roads Management:

Have staff do their own reporting regarding poor roads, and have them repaired well before it becomes a concern/ Roads and management/

Miscellaneous:

Road service, always having to call and complain. The municipality replaced the road last year and did not fix it properly, it was a waste. The road within two weeks was back to how it was to previously redoing it. Something wasn't done properly/ Doing a better job of maintaining unpaved roads and culverts that have been affected by nuisance beavers! Little Pigeon Bay/ Commercial trucks are destroying Sturgeon Bay Rd again and ran all through the 2023 freezing and thawing of the road in Nov. and Dec./

Figure 45: Taxes



Reduce Taxes:

Keeping property taxes low/ Low taxes/ Reducing taxes/ Lower taxes/ Low taxes/ Keeping taxes low/ Lower taxes, lower policing costs/ Lowering taxes/ Lower taxes/ Pay less taxes/ Lower taxes/ Low tax rates/ Keeping taxes at a minimum/ The budget/ Keeping life affordable/ Reducing my tax bill/ Keeping taxes low/ Lower taxes/ Keeping taxes low/ Keep up the good work and keep listening to your citizens comments and helping out if needed. Also keep the tax rates as low as possible/ Keeping taxes low, do not take on any projects that are not absolutely required do not accumulate debt! Do not compare or compete our "services" with other townships (and/or the everyone I've metcity)/

Keep Taxes Reasonable:

Finding ways to keep cost of property taxes reasonable for families to want to move to Neebing. High taxes will only deter this next generation from developing our community/ To

spend our tax dollars smartly/ Not to increase taxes/ Nothing every thing is fine the way it is, any changes would likely need tax increase to pay for it/ Keeping our taxes fair/ Maintaining the current level of service while avoiding significant increases to tax burden/ To keep things affordable while maintaining the very minimal services it provides/ Cost efficiency/ Ways to reduce costs and increase revenue without increasing property taxes/ Responsible use of municipal tax dollars and continuing efforts to access funding from provincial and federal sources/ Government funding opportunities to enhance our municipality/ Keeping taxes reasonable/ Focusing on spending without increasing property taxes. With rising housing prices we don't want to price out community members who have been here for generations/ Sustainability/ Very little remember the size of our tax base/ People can ask for everything, but we can only do so much with what tax dollars we put forward, question should always be asked are they okay with tax dollars going up on top of regular tax increases/ I honestly would rather avoid a tax increase than add anything at this point, partially because Neebing is so large and where would they be located/ Keeping services a good quality at a sensible and reasonable price/ Improvements to current services, before money is wasted on unimportant things/

Taxes Too High:

High Taxes for limited and poor services/ Lower taxes that would better match services/ Bring down the taxes. For the services provided they seem way too high/ High Taxes for limited amenities/ Amenities for my tax dollars/ Taxes are too high for the services provided/ Taxes are high for the services, especially when compared with Oliver Paipoonge. They have lower taxes, natural gas, free dump use for all materials/ Looking after residents, so they get the services they deserve for the amount of tax they pay/ High taxes/ To stop increasing our taxes so much so we can afford to stay here. So many folks are frustrated with taxes rising constantly/ Bring down the taxes/ Outrageous property taxes/

Taxes:

“Taxes” was stated seven times in the survey.

Seasonal Residents:

Fairer assessment of taxes for lakeshore properties versus inland properties (lakeshore taxes are often comparable to those in the city while services for all Neebing residents are equal)/ Lower taxes for seasonal residents/ Wish the cost of a seasonal residence was not so high taxes, electricity, etc./

Rural Community:

Staying focused on the fact that this is a rural community: don't create infrastructure and services that can't be financially maintained by the existing tax base at a reasonable tax rate into the future. Country people do not expect city services, so don't get distracted by anything shiny/ Stop wasting tax money on stupid things/

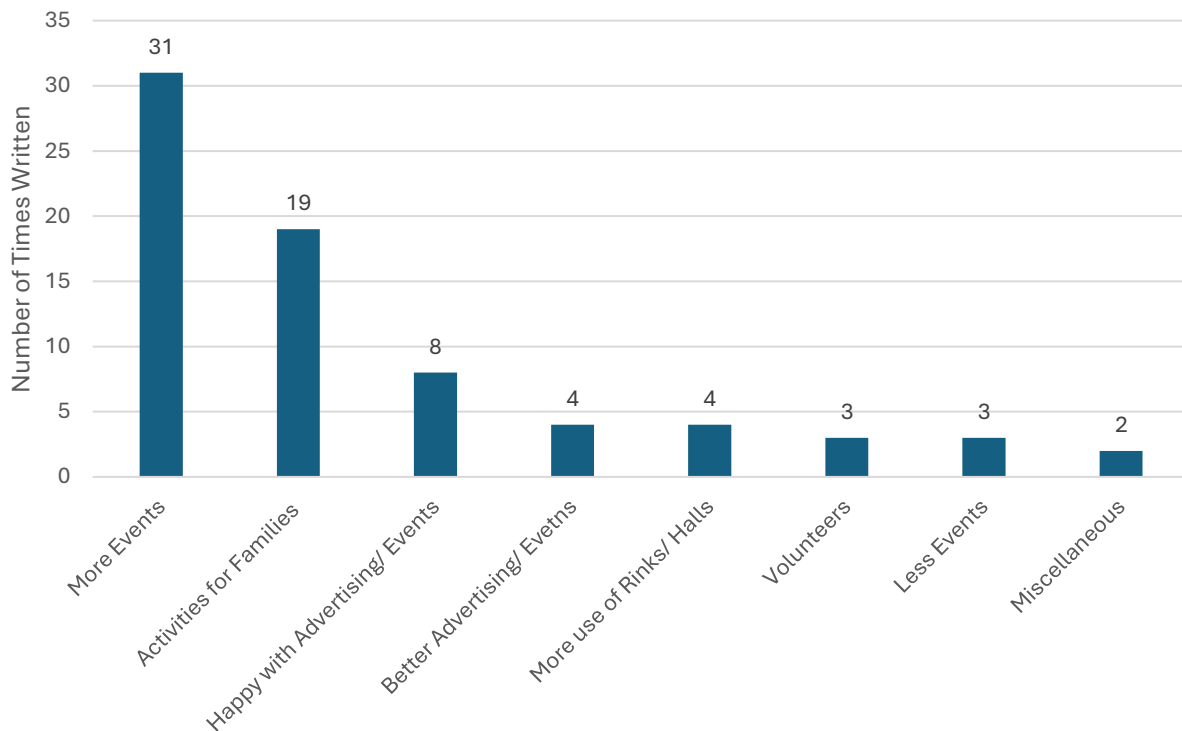
Maintain Roads & Taxes:

Keeping the taxes at bay and maintain roads better, I know that would probably increase taxes, but that I could live with/ Keeping up the roads and keeping taxes from skyrocketing/

Miscellaneous:

Everyone that resides here contributes to the tax base including summer folk at the campground. Stop giving city a free ride/ Money - it's expensive to live in the country and with the recent 20% electricity increase, higher interest rates, and general inflation, people are pretty squeezed the last thing they need is increased taxes along with everything else, but the Municipality is also paying more because of these same reasons, so Council needs to put on their thinking caps/ Increasing our tax base by attracting more businesses/ I would like to see a voluntary approach to some or all taxes/

Figure 46: Events



More Events:

More community events, when I 1st moved her there was dances at the hall, not only for adults, but my kids attend school dances. There was 4H and Brownies, baseball, volleyball for kids. Community sports need to be pursued to draw in younger families. Senior event should be held card games, bingo durn daytime hours in winter to draw the community together. The rent is two high for a single person to utilize this facility and organize such events/ More community events and markets/ Car shows, BBQs, having the conservation people do special events at little trout or memory Rd about native plants, owls, mushrooms etc. (just for Neebing residents more events such as: Yard sales at the municipality or Blake hall, craft markets/ More fun markets and events. In fact, I am thinking if there is interest to offer epoxy courses, craft classes, and stained-glass teaching with my friend/ Vendors market at Blake Hall/ Community events/ More and bigger events/ I'd like more community events/ Community events - more to bring the community closer together/ Community activities/ Developing a sense of community in the way of recreational and social activities. So many great people with similar interests live out here and it would be nice to meet others with the same interests. An example is a volleyball

league that my husband is currently enjoying, and it is organized by an individual. It has been a great way to be active and meet others in the area/ A community fair or carnival would an excellent way for community members to meet and mingle/ I'd like to see more events/ Events/ More community activities/ Events/ Community center activities/ Some more entertainment events at Blake Hall/ More attention to recreational areas and organized events. Missing out on lots of opportunities/ It would be nice to have more community events, more garage sale type days perhaps/ Community programs build brighter futures, and stronger communities/ Concerts, crafts/ Would like to see fireworks at the municipal office like we had before/ Vendors market at Blake Hall/ Yard sales at the municipality or Blake Hall, craft markets, car shows, BBQs, having the conservation people do special events at little trout or memory Rd about native plants, owls, mushrooms etc. (just for Neebing residents)/ Recreation/ More events/ Events/ Similar to my previous response I would love to see community events. More recreation and social events/ Outdoor music festival - hiring local musicians/ Summer inline skating, fall trade shows or art exhibits of local arts, craft shows etc. This area could be used for Halloween parties for trunk trick or treating, trunk yard sales/ Fall fairs/ Crafter's market, community spaces development to host barbeques and gatherings/

Activities for Families:

More activities for families and children i.e. recreation leagues, playgroups/ Need more social events/ Recreational, things for kids to do/ Kids events, outdoor events/ Encouraging all-age activities for new community members to meet others. Possibly youth groups or senior groups/ Most outdoor activities held by Neebing for families/ More events geared to parents at home with small children/ More activities like Family Day/ Programming and recreation for youth/ More kid friendly activities rather than driving to town/ More community events at the Blake Hall, children's outdoor activities all around the municipality, pickleball court/ More children involved activities/ More activities for seniors/ Services and more options for kids/ Children & Senior activities that include summer programming & not being told to go to the closest Rosslyn Library/ Adult events/ Play groups/ More event and programs for kids and youth. Playgroups for preschool children and new parents. Gives parents with young kids and infants an opportunity to meet other parents in the community, more kid focused events. Breakfast with Santa was great this year/ More family activities/

Happy with Advertising & Events:

They have events on regularity/ Hearing more about activities and events being held/ We have tons of community events. We don't participate as often any more as our kids are older now, but we appreciate all the hard work from the Neebing Rec Committee/ Been very pleased with variety of activities & events in neighbouring areas. Would like to become more involved and meet the neighbours/ Neebing has good events/ I like the way our EDO & our EDC are handling and promoting various events. Always the need for more community input/ I feel Neebing does a great job of informing people of everything. Whether it's by the newsletter or on Facebook/ Better promotion- Facebook page for the municipality/

Better Advertising & Events:

Better advertising for community events/ Better communication. Using other delivery methods/ More advertisements of things such as hall rentals/ Increased communication from the municipality on more platforms/

More use of Rinks/ Halls:

More use from rinks, more use from Blake Hall/ Using Blake hall more/ More things would be done with Blake hall/ Community spaces/

Volunteers:

More fun events offered, I'd like to help too by volunteering with events and hosting some interesting things for people to learn/ More volunteers/ I would like to participate in more local activities and committees/

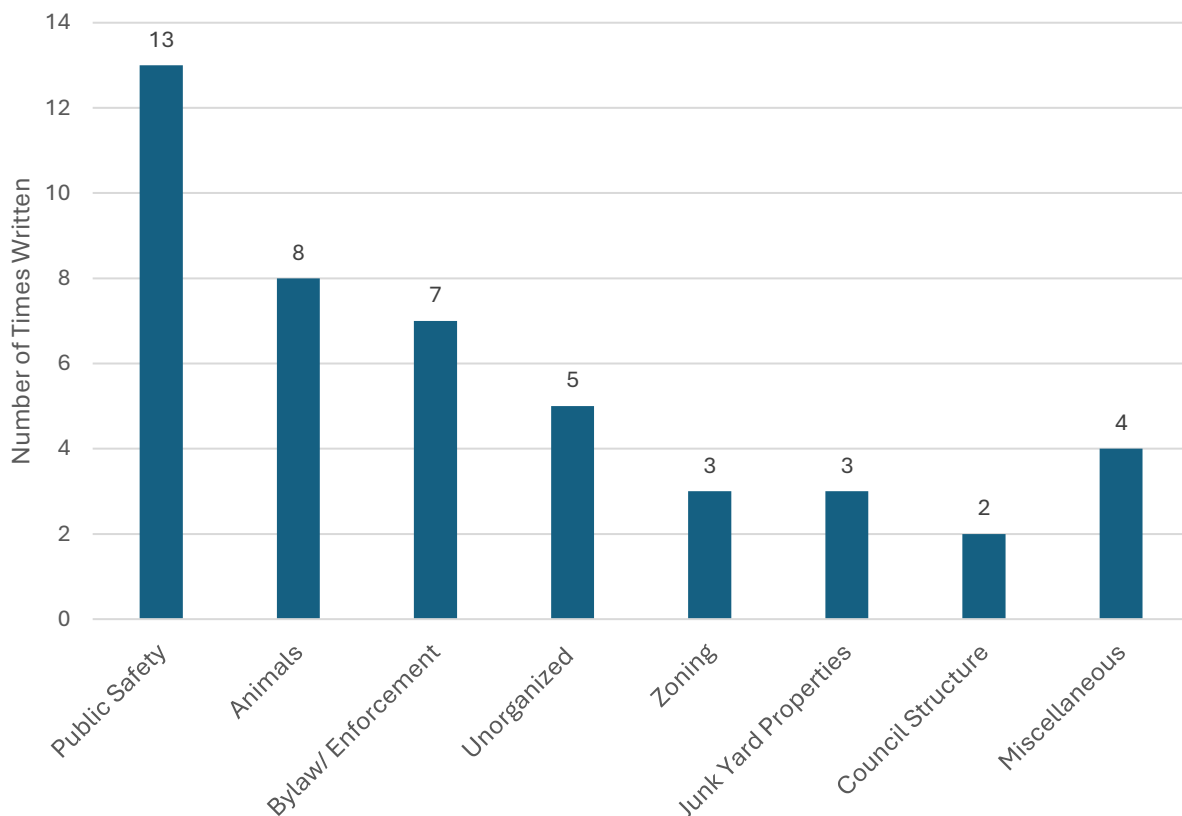
Less Events:

Less community events/ Stop wasting our taxes on events/ Spending/

Miscellaneous:

Perhaps developing a committee to organize events to help council/ Recreational needs should be increased/

Figure 47: By-law and Enforcement



Public Safety:

Public safety/ The safety of swimmers at Oliver Lake. I often see boaters come into the swimming area. There is a need for more enforcement for this. i.e. license plates to be submitted and boaters fined. Also, the presence of OPP on the lake at appropriate times. For instance, the OPP will arrive at the Lake at 2pm when the families are present. Times such a 5-7 pm would be of benefit and a ride program set up. This would work in June or when the hot

weather arrives as it sends a message that the beach is not a party place. Overall, residents need someone to call on the weekends and after hours to enforce the bylaws such as dogs, fires, speeding, parking, etc./ Even though I answered "good" to the safety question in general, there are many times I feel unsafe - there are spurts of property crime and people cruising around looking through empty properties, etc. I feel vulnerable to property crime and have been broken into in the past/ Safety/ A neighbourhood watch type of organization could help keep the residents safe/ Safety of the residents. Water safety/ Better highway police presence/ The speed demons on the highways/ I would like the speeding situation at Oliver Lake to be addressed/ Police presence/ The area needs more police coverage. Too many speed violations. Recreational areas need more attention by police and Ministry Natural Resources/ Speeding on the roads/ Lower speed limits on East Oliver Rd/

Animals:

People treatment of there pets running free/ Somethings needs to be done to not allow everyone to get farm animals just because they live in the country. Not everyone wants to smell animals all day while trying to enjoy sitting on their own deck/ I would like to see repeat offenders finally get shut down. Animals are neglected, constantly running at large, and they wreak havoc on other residents and properties (including the public spaces). This is truly only our only complaint about where we live./ Making the community aware of the wild trapping in our area. Regardless of permits we need do take a conscious effort to preserve the wildlife and wilderness to which makes Neebing a place people want to live. We live here because we want the wildlife and forest, we live here to be away from city life/ Farm animals/ Trapping should be illegal in Neebing. Guy on Sturgeon Bay Road trapped out all the wolves which help maintain a consistent ecosystem. Now it is all coyotes, some with mange. Why allow trapping of wolves here, they are a resource to the area and don't belong to one resident/ Let the MNR enforce the illegal back yard hunters/ Hire MNR trappers/

By-law/ Enforcement:

For by-laws to be enforced/ The non-taxpayers that live in my neighbour hood, non-law-abiding residence. No bylaws office, no law enforcement/ by law enforcement/ By law enforcement/ Law enforcement/ Better bylaws/ bylaws/

Unorganized:

No building codes like on organized townships/ Go back to an unorganized township/ Dis-conglomeration (or whatever it's called) of Pearson with Neebing/ No building codes like on organized townships/ Return Scoble to its Unorganized status/

Zoning:

Keeping trailer parks off lots that are not zoned for it/ Preserving our way of life, being mindful of long-term zoning ramifications while balancing the need for prosperity in our community that serve all Residents/ I would be to acknowledge that life and lives of people are forever changing, and they are due to economic situations health necessity etc. So, families are trying to accommodate these, and a lot are moving back under one roof or trying to. Addressing those who would like to build or live in a trailer on family land, but there seems to be rules against such if especially not a permanent structure or has an existing one already/

Junk Yard Properties:

By-laws on junk in yards. Some places including by the cemetery are disgusting and unsightly/
Addressing property standards/ Clean up junk yard properties some rules to prevent the
scuttling of multiple vehicles and junk and some education on litter which is now popping up
everywhere in Neebing/

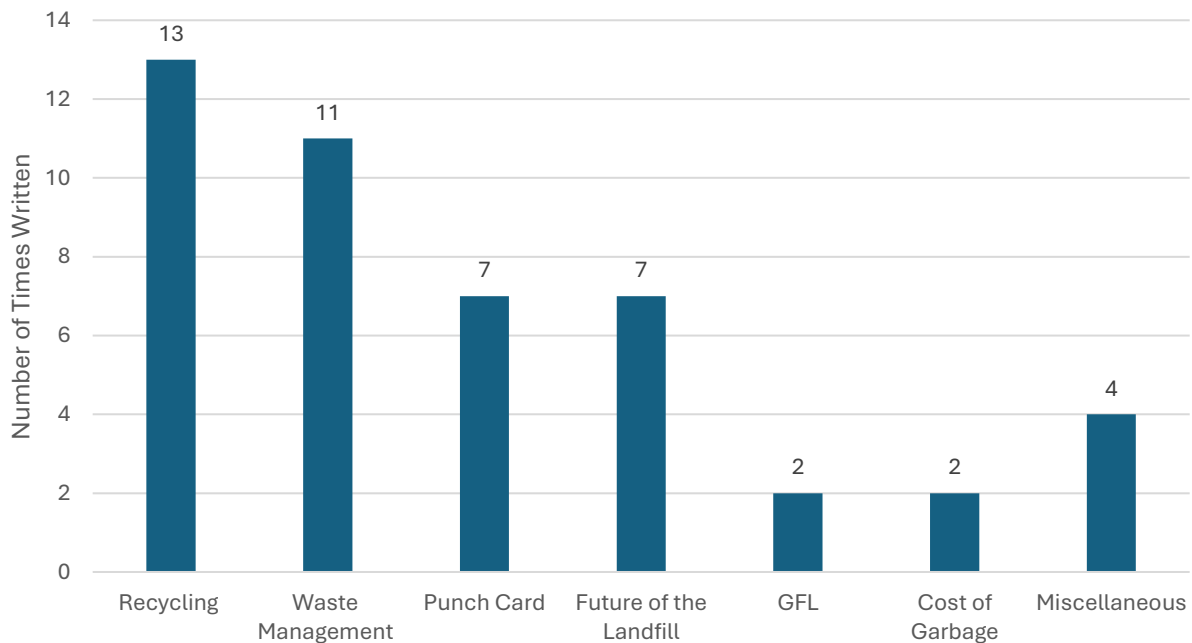
Council Structure:

Council structure - need to reduce # of sitting councillors, eliminate township representation,
create all at-large council, down from 7 to 5, including Mayor/ Absolutely no change of the
representation the elected officials in the diverse makeup of our community. When we in
Scoble agreed to go from an unorganized township to amalgamate into Neebing, that was one
thing promised at that time. We need representation of the different needs in the diverse areas
that make us Neebing/

Miscellaneous:

Stop the burning of garbage in outdoor wood stoves, it stinks/ Long term planning for limited
resources/ Less political, Privacy respected/ There is an increase in people setting up camper
trailers in random places and living in them. I wouldn't really care to mention it, but it is rather
anonymous and somewhat transient, which is a bit concerning given that it has coincided with
more random traffic up and down dead-end roads, guns being shot off at night, etc. (I am not
suggesting it is the same people - rather that there seems to be a trend of people coming to
Neebing and doing stuff because it's the country and people think they can do whatever)/

Figure 48: Waste Management



Recycling:

Recycling could be better/ Expand the recycling garage so we can keep more from going into
the landfill. People love it. We also have to haul glass recycling to town and should not have to/

Consolidated dump with actual recycling/ Recycling options/ Like most residents, I am very concerned about our waste and recycling services/ They have almost reached their maximum availability/ Recycling/ Expanding recycling/ Accept glass for recycling at the landfill/ We would like to see more recycling options at our landfill site such as glass recycling and demo waste recycling/ Glass and hazardous waste recycling at landfills/ I know that council is working on the landfill and recycling programs. It would be nice if glass recycling was offered in the municipality/ Many persons do not recycle this could be better/

Waste Management:

Are waste management/ Dump management/ Waste management/ The landfill services are poor and seem to be getting more unnecessarily complicated/ The dump situation is ridiculous/ The dump/ maintaining our landfill sites/ landfill sites/ Dumps/ landfill services/ The only tangible services you provide to me is road maintenance and a garbage dump/

Punch Cards:

Keeping the garbage tags. And not a limit on bags with a punch card/ The new system is not the answer/ Have one concern and that is the punch dump card. Kind of not adding up if what I read about 50 bags a year when there are 52 weeks in a year and although I burn anything that I can I still end up with 3 bags a week. Not sure how that is going to work out, but we shall see I guess/ No punch cards for the dump, stick to the stickers, why change something that works and has less interaction with others/ The landfill process needs to be more user friendly/ More organization or communication re bag tag system/ The new garbage system I have heard is going to be punch cards. What is going to happen with all my leftover bag tags? Are they no longer going to be valid because I have approximately 300, I feel that it's going to be very unfair. If you don't let people use their prior tags/

Future of the Landfill:

What happens when the east Oliver dump is full. The sandhill dump is the same distance for me as John street landfill. What is the municipality doing to prepare for this/ New landfill/ Future landfill/ Landfill sustainability/ Sustainable garbage management/ Look to the future for our landfill to ensure we have a place for our garbage/ When or if they are expanding east Oliver lake dump/

GFL:

GFL sells garbage/ GFL habitually sells our trash and that is wrong wrong wrong/

Cost of Garbage:

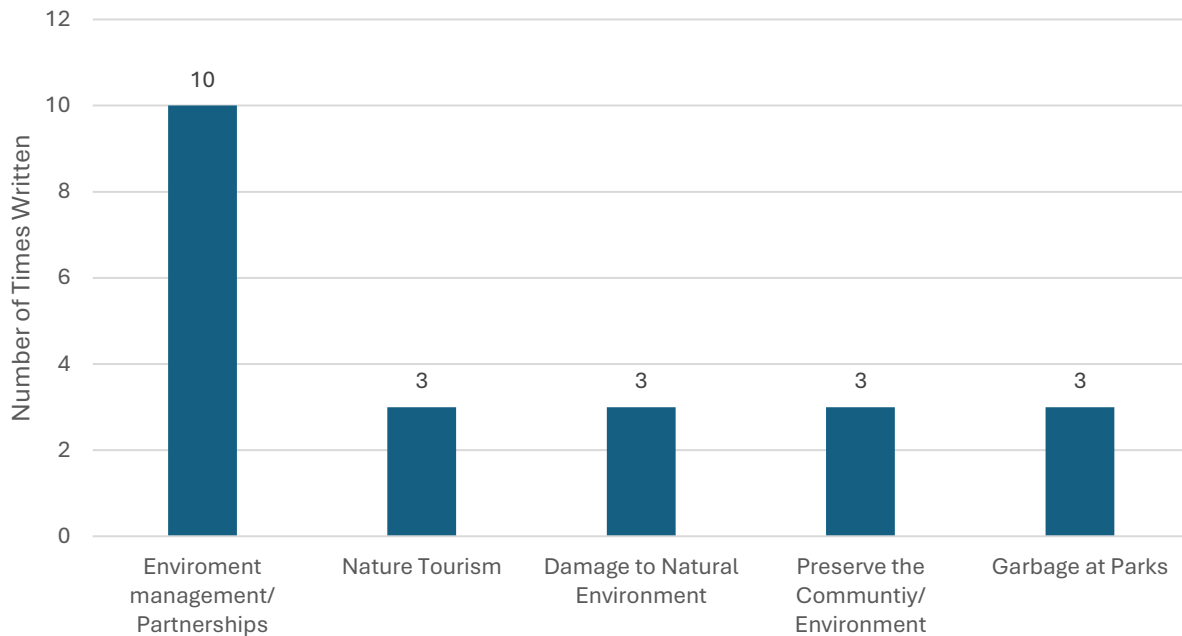
Access to our Sandhill dump. We pay a lot of taxes and should not have to pay extra for bringing anything beyond a bag of kitchen waste to the dump/ Waste management should not be cheaper to drive to city dump for box full off household and construction waste/

Miscellaneous:

The services at the landfill, one weekday open in winter, more help for workers at the Sandhill landfill, a washroom and better care. I know the two people who work at Sandhill, and they do a great job and work hardly, very friendly, I feel they deserve a better work environment/ We were able to take advantage of the food recycler and I think that is great. Use it at camp in the

summer and in town in the winter. Now if you could just get everyone to use them, it sure saves on garbage going to the dump/ I'd like to see the entrance to Sandhill dump made better gate in my opinion is in the wrong place and two narrow you can be sliding down the hill Car is coming the other way/ Better dump hours/

Figure 49: Nature and Environment



Environment Management/ Partnerships:

Forest management assistance through educational materials and seminars/ The environment & climate change/ Closer cooperation with Province and NFPs in securing protection for designated natural heritage areas (Pearson Township Conservation Reserve, Lake Superior CR)/ Protecting environmental assets/ Protecting the environment/ Water quality - Cloud Lake/ Protection of our natural habitat and beautiful land/ Protection of the environment and green space/ Continue to lobby the province for compensating Neening for providing Municipal services to Environmental Protected Areas/ Preserving land/

Nature Tourism:

I would suggest focusing on more opportunities to enjoy the natural environment/ Putting the most beautiful scenery into people’s thoughts to explore it/ Preserving of our natural environment/

Damage to Natural Environment:

Do not like the relentless clear cutting all around us and the steady stream of loaded semi trailers up and down our road/ No spraying pesticides and chemicals in surrounding areas/ Not having to face commercial trucks on Sturgeon Bay Rd or listen to the Kapush gravel pit/

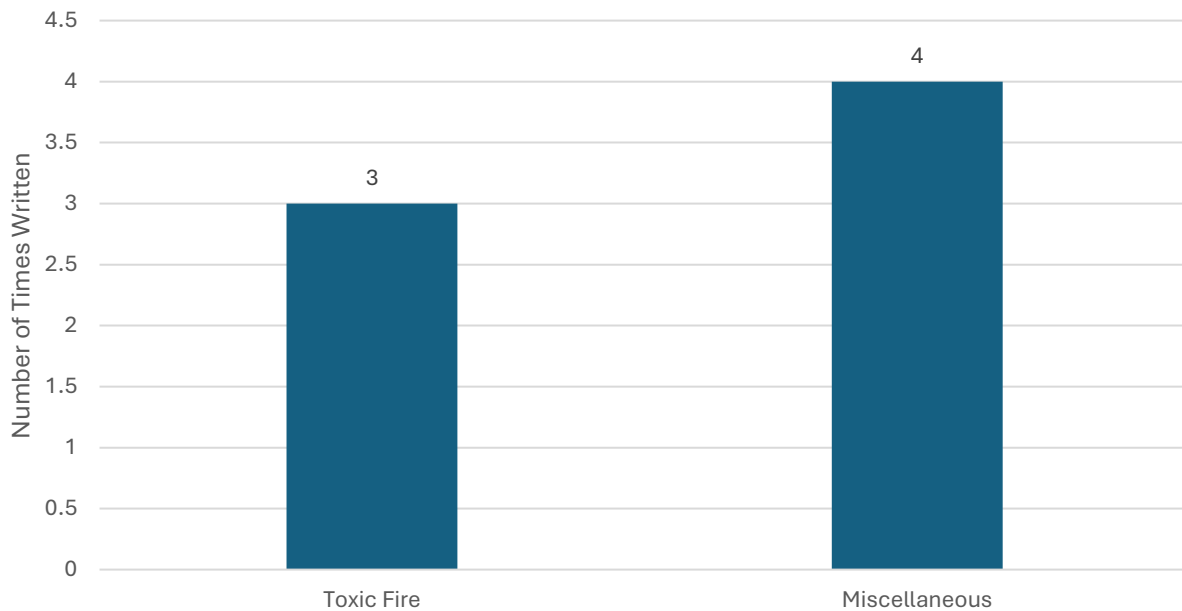
Preserve the Community/ Environment:

I want to safeguard our community access to Oliver Lake and the other community use water accesses to lakes. We already lost use of Cloud Lake beach when a lawyer bought it and blocked it. No year-round trailer parks which are crowded onto small lots/ Preserving the limited agricultural land/ Environment! Do not let mines ruin the balanced ecosystem we have/

Garbage at Parks:

Lots of litter, mainly toilet paper at Shelter Shores Park. Why? Need signage or something/ Keep trash off roadsides/ The Oliver Lake washroom requires changing on a bi-weekly basis/

Figure 50: Fire Department



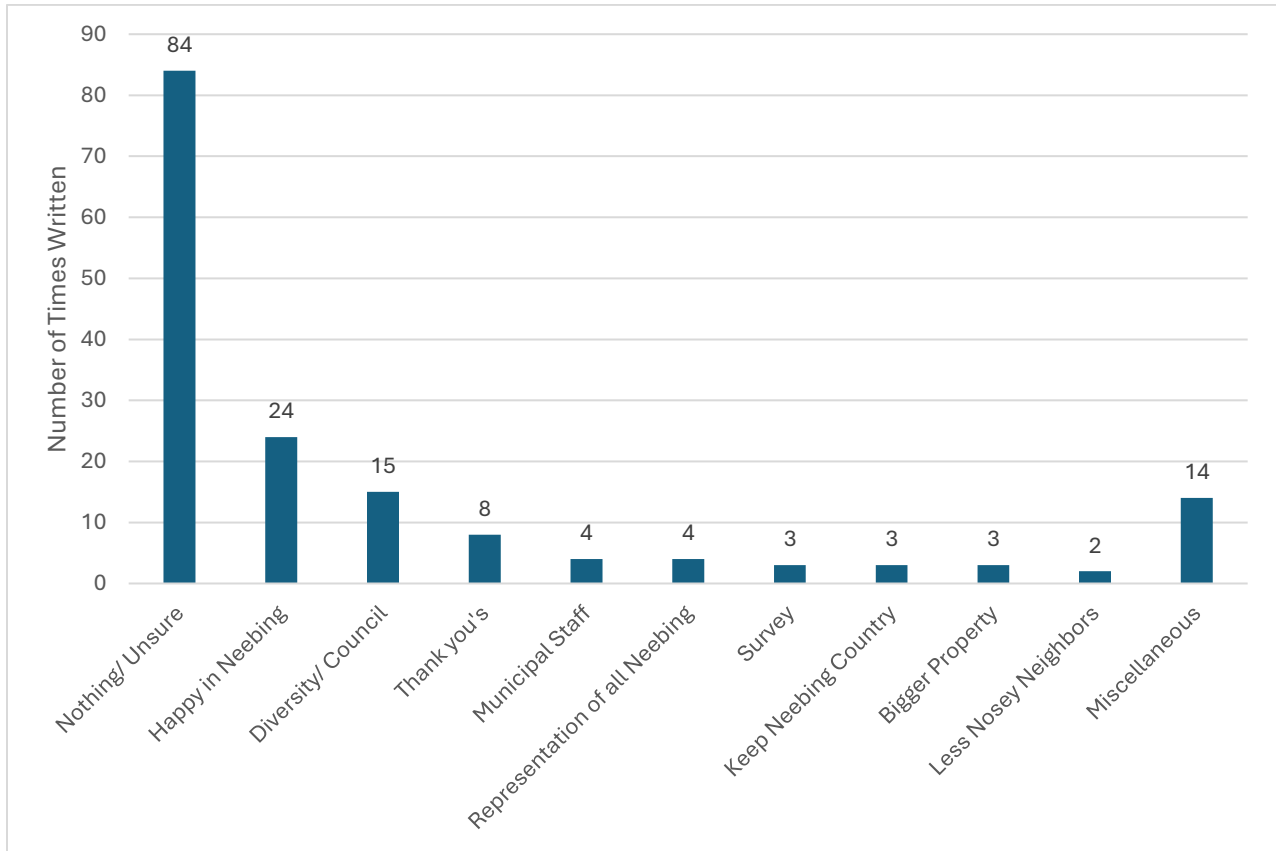
Toxic Fire:

We enjoy the country living and felt very let down when had to endure toxic smoke for a week. Questions have not been answered. Feel like we were totally ignored. Tried to join in on the council meeting via internet. Was a disaster. How about good old fashion in person meetings/ Responding to resident's concerns. I.e. toxic fire that was allowed to burn for 1 week when many people complained/ Fire on boundary drive, why it was allowed and what measures are they taking to make sure it doesn't happen again/

Miscellaneous:

Fire restrictions when possible as you live out here to have fires at night to enjoy outdoors and scare mosquitoes ;-) I was frustrated all Summer of 2023. We are responsible adults and should be treated that way. Didn't get friends around much last year for that reason. Neebing will lose in visitors/ We have excellent First Responders who work very hard/ Increased funding to emergency services/ Fire department/

Figure 51: Miscellaneous



Nothing/ Unsure:

33 of people said “Nothing” in the survey.

32 of people who said “N/A” in the survey.

13 of people said “Not sure or Unsure” in the survey.

It's fine/ No idea. Have no idea what is happening and what is available/ Neutral/ I don't know / Have no idea what the Council is doing what their focus is/ I think I'm too new to answer that/

Happy in Neebing:

We are happy here/ A few neighbours but that’s a bite your tongue and hope for the best, but that’s my opinion. Overall, it is fine the way it is if it was horrible I would move which I have tried a few times to do, but that was due to life situations/ Keep going/ Great life out here/ Have a nice day/ We love Neebing and all it offers. The website is great, and the office staff are very responsive and friendly. Any improvements in Neebing will only make it better to live here. Keep up the great work/ Neebing is a great place to live/ Nothing, completely satisfied/ Everyone we've met in Neebing is friendly, kind, and helpful. Most will take a few minutes to talk/ We are happy here/ Content, no change/ After much thought, I can't think of anything. It's a good life/ The black files. Haha just kidding 😊 can't think of anything else/ My life is fine here/ Have no concerns/ all good/ I think our community offers a lot/ I can't think of anything, but I just go to camp/ Offer some good services to the locals. I love receiving the Neebing

Newsletter it provides informative information and updates in Neebing and rural areas around Neebing/ Oh goodness! Every issue is important. I guess keep doing the amazing job with keep our taxes reasonable. It helps us all -seniors, low-income families, farmers, newcomers, young families, those on disability, ETC./ For our size and population base I think Neebing is doing a great job. Whatever happened with the WestJet skating rink donation/ Neebing council is generally doing a good job despite the challenge of servicing a huge municipality with relatively little commercial tax base, but there are areas for improvement as outlined in answers above/ Keep on doing the same thing/ Council has done a lot over the last couple of years to improve access by the community to meetings and processes/ Probably leaving this year, enjoyed my time here/ Smile more/

Diversity/ Council:

Open meetings, that discuss political matters not demonstrating support for one preferred ethnic or gendered or political group. We are all equal taxpayers and contribute to this community together. For our community to grow we must demonstrate equality and fairness to all members. This doesn't warrant calling members of your community bigots in public meetings! We can all live in one community with respect and equal treatment. Respect begins in the chamber by council members as well! For the Mayor not to address this name call is inexcusable and demonstrates ignorance and disrespect for community members who are entering the chamber or participating/ When people make unjustified claims they just go with it so it does not upset the status quo/ Spreading themselves too thin, trying to solve problems that do not involve them/ My voice matters at council/ The Mayor/ Corruption & Council vendetta's, money buys everything in Neebing, figure out the budget so it's liveable for all incomes, less political power trips, take advantage of the tourism opportunities/ Have an open mind/ Do better and be open minded/ That they can shut things down to appease people/ Neebing matters. A bit too much focus is spent on outside interests/ I would like to be able to take my kids to the playground in June. However now with the addition of the pride flag to the playground I can no longer do that as I don't want to expose them to sexual grooming. I think that second flagpole should continue flying the Neebing flag which supports all Neebing residents. I don't think a rural municipality needs to pile on to social justice matters. Just let people be/ Maybe not the most important, but council should consider staying out of supporting any groups and views, politics. Please consider not flying any flag on our public flag poles other than the Canadian, Ontario and our Neebing flag. Make this a policy. Other municipalities have moved this way/ Rejecting any sort of diversity, equity, inclusivity (DEI) approach to municipal management. If you are not in the know, I strongly suggest a thorough investigation into the subject/ I respect how council handled the pride flag being stolen. I think council did a great job dealing with that situation and showing that our municipality supports everyone. Great job council/ How narrowminded some individuals are to certain groups of people (indigenous, and those coming up from Southern Ontario, I'm sorry to say it), which realistically there isn't much to fix that/

Thank you:

Thank you for asking our opinion. I am very impressed with the new leadership of our community/ Thank you for the best office staff/ Thank you for all your hard work, thank you for this survey. I think Neebing is an amazing place. Our municipality staff are wonderful, people do not realize how good we have it out here/ Thank you for the services of our fire volunteers,

road crews and staff/ elected officials/ Thank you to mayor and council, administration, public works, fire and first response, and all the volunteers for their hard work and services/ Overall we enjoy our life here. Thank you/ The services are sufficient volunteers should be thanked/ The municipal staff here do an incredible job, full stop. Not a great job "considering how few there are", or "a great job in spite of limited resources". They make smart decisions, provide council with wise advice, deliver provincial- class boots on the ground service and treat the community well/

Municipal Staff:

I love living in Neebing. My issues are minor, but when a concern is made, I have heard that some of your staff seem to take a personal vendetta against the concerned person, and it becomes a laugh amongst the Neebing group. They need to be let go immediately and find staff who understand how to make proper long-lasting repairs to the situations of the concerns/ To be more receptive and accommodating to resident concerns/ Improve staff training. Rude, condescending, and argumentative no follow ups with residents/ Now there is no personal access to the office. It was much better the way it was before. Now it seems everyone is considered dangerous? Or is the "office, council," hiding behind the frontline person? The "transparency" and trust are greatly diminished by having it locked up/

Representation of all Neebing:

Stop the catering to lake front areas/ Remember you have more areas than just Cloud Bay & Mink Mountain. Represent all/ Ensure all residents have a vote and are aware before voting on things and ensure full time resident get a vote when summer (part time) residents want change like the 30k sign on cloud lake road/ Better communication with residents prior to projects starting/

Survey:

Good survey/ I'm interested in seeing the report that comes from this/ Thanks for the survey opportunity, not a 5-minute survey, question structure took or deserved 30 minutes/

Keep Neebing County:

Keep Neebing rural community/ Put the city people back in the city and keep them out of the country/ The people and keep the country the country/

Bigger Property:

A bigger property/ A bigger property/ Need a better residence/

Less Nosey Neighbors:

Less complainers/ Less noseey neighbors, quieter neighborhoods - nonstop partying accepted by the elite/

Miscellaneous:

I will begin by offering gratitude that Neebing seems to still have common sense and normality in its government. Currently I am in a frame of mind where I see most taxation which is not opted for by the citizen as a form of theft. However, I do not mind as much when it comes to municipal taxes here as it seems like for the most part it is put to good use. I ask for it remain

that way. I value the exchange of waves with whoever I pass on the truck ride home. I like hearing rifle shots echoing in the distance when I am in my yard. The barking of the neighbour's dog, which signals for my rooster to crow. Turning off my chainsaw and hearing another screaming far away. I don't have to meet these people to know we would get along. All those I do meet seem to have a grounded presence to them. It must come part from living in a place that still has soul. If I could have one request, I would ask that any change be made slow. We are sticking to our values. They are what made this place what it is they will keep it our home/ All Municipal governments need to band all Ontario Municipalities together to hold provincial governments accountable for overspending and borrowing too much money. This inflation pressure has driven prices of everything why up and it drives costs and taxes up. There needs to be more accountability to the taxpayer in this province and municipality/ Reassess the Moose campground, utilizing the roads and none of the members pay taxes or contribute to our economy polluting the lake and no ownership stop approving more sites! Disrespecting the property owners by allowing non - taxpayers to utilize the roads that are poorly cared for and cannot handle the excess traffic/ The cemetery could really be spruced up. Maybe with actual spruce. It's dismal right now. Do I really want to spend the rest of eternity lying in a field/ Fix the Municipal calendar to host all events including activities, meetings etc. They are all linked on different pages but not on one calendar/ Spelling: Which category best represents your household's total income over the past year/ If we had water in our well. We ran dry the day we moved in after a positive well test during spring run off in May and have had problems since/ I would like to see the municipality create an avenue for farmers to provide raw dairy to informed and willing customers/ My children struggled to meet others out in Neebing, so spread out and no place for kids to get together. It really felt like a bedroom community and eventually settled with getting a place in the city. Be more welcoming to my children and teens. No faith-based supports or groups, must travel to OP. Difficult to meet people of all ages, no gathering, or groups/ I have lived here most of my life and I have to say Neebing has gone way downhill in every aspect/ The drug addicts and alcoholics/ Balance of priorities/ Out with the old in with the new/ correct misinformation on services discontinued/

Action Plan/What's Next?

There were a variety of comments on many different topics. The comments included both positive and negative points of view. Throughout the comments there were several general themes that stood out. They are as follows:

- Communication
- Property Taxes
- Roads
- By-law Enforcement
- Community Development and Events

Communication

Some of the comments within the survey do specifically request improved communication with the residents. It is also evident throughout the comments that there are misconceptions and information gaps within the community on a variety of topics such as events, policing, recycling, roads, taxes, and mail delivery.

Currently, Neebing shares information through Facebook, Instagram, Neebing News, tax bill inserts and a municipal website. There are other social media platforms that could be utilized such as X (formerly twitter), YouTube and TikTok. There is no guarantee that these will help get information out any better.

Recommended Action

- Review of communication practices and develop a communication strategy with consideration of third-party community engagement partners.

Property Taxes

The desire for lower taxes runs through the entire survey. Everyone wants low taxes, including Council; however, tax rates cannot be kept stagnant. Inflation ensures that costs are always going up and the tax levy/municipal budget needs to keep up with the increasing costs. With no tax rate increases, there is a risk of having to do a sudden large increase to the tax levy in the future. Within the Thunder Bay District, only Shuniah has lower tax rates than Neebing. One way to help to keep the tax rates lower is to encourage assessment growth either through more houses or more businesses.

Recommended Action

- Include budget and tax information in the communication strategy. An example could include an annual budget report circulated to the public.

Roads

Within the survey, there were many requests for road improvements. Some of the requests were for general improvements to the road system and others were for specific roads. Some comments were requests for more roads to be surface treated. Surface treatments are very costly and would contribute increased pressure on the tax levy. There are certain roads where the road base needs improvement which would decrease the need for continuous maintenance in these areas.

Recommended Actions

- Create a prioritized list of road base improvement projects and create shovel ready projects in preparation for any future funding programs that may open up.
- Review of the Roads Maintenance Policy to determine if the minimum maintenance standards are being met and to determine if there are any recommended changes to the Policy.

By-law Enforcement

There were several requests for increased by-law enforcement, particularly increased enforcement for animal control. This is a challenging area due to the inability to obtain impounding services. Also, Neebing does not have a full-time by-law officer. This person is called in on an as-needed basis and is unable to respond at a moment's notice. By-laws are typically dealt with on a complaint basis and the initial contact is usually through a warning letter from the Clerk.

Recommended Actions

- Review of by-law enforcement to determine if changes could be made either to process or by-laws. For example, set fines could be established for more by-laws or some by-laws could be strengthened with better enforcement provisions.
- Council advocate to the province for funding for impounding and the supporting veterinarian services in the area.
- There were some comments related to property standards ("junk yard" properties). This is something that has to be enabled through the Official Plan. Once the Official Plan is approved, Council will be able to create a Property Standards By-law. Communication about this should be considered within a communication strategy.

Community Development and Events

This category covers a wide range of topics. There were people who want to see more businesses and more supports for seniors in Neebing. There are also people who want more community events and more recreational development.

Currently, there are a few projects underway that will increase recreational and community event opportunities. These projects include rinks at Blake Hall and Alf Olsen; and the proposed improvements at West Oliver Lake.

With regards to community events, Neebing seems to be at its limit with its volunteer and staff resources to run more events than are already occurring.

The survey also indicated a desire for increased support for services. This could be in the form of things such as social/recreational events, in home care or assistance, transportation, and housing.

Recommended Actions

- Review options to increase capacity. Some examples could include a summer student or a combined event coordinator and economic development position.
- Consider establishing a seniors committee to explore options for supporting seniors.